




Definite purpose Contactors



Applications

Type DP contactors provide high performance with flexibility and reliability, designed to match numerous applications including:

- Motors
- Power supplies
- Food service equipment
- Compressors
- Business machines
- Resistive heating
- Air conditioning
- Refrigeration equipment
- Welding

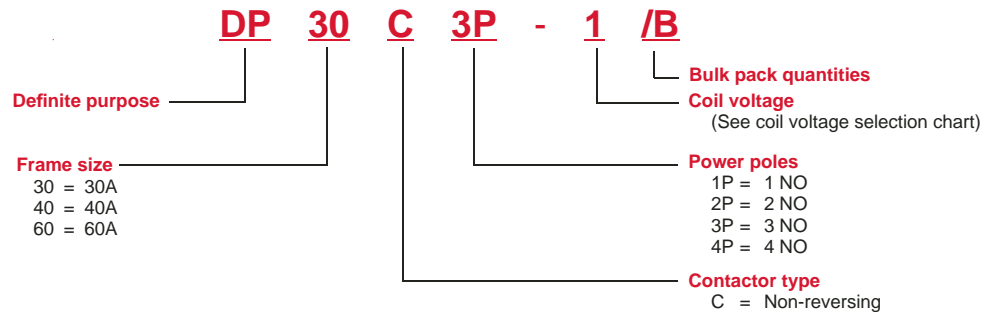
Agency approvals

- UL 508 Guide No. NLDX2, File # E227250
- CE/Semko Certified
- EN60947-4-1:1991
- IEC 947-4-1


Features

- Available as:
 - 30A, 1, 2, 3 or 4 pole
 - 40A, 2, 3 or 4 pole
 - 60A, 3 pole
- Industry standard mounting plate provides easily accessible mounting holes
- Coil terminals are provided with #6-32 screws and (1) .250 quick connect or dual .250 quick connect terminals
- Exclusive hex, slotted, phillips #10-32 terminal screws for main terminals
- Coil is Class B (130° C) Insulation system with wide range of voltages and 50/60 Hz ratings
- Double E Magnet Assembly provides optimal performance with reduced power consumption
- Snap-in auxiliary switch with 1 SPDT or 2 SPDT contacts available as an option
- 1 NO & 1 NC auxiliary contact block with 600 VAC rating available as an option
- Base assembly is made from high arc-resistant plastic


Catalog number explanation




30A, 40A & 60A



DP30C3P-F



DP40C4P-F



DP60C3P-F

30A, 40A & 60A

Full load amps	Number of poles	Locked rotor amps			Resistive amps	Maximum HP 1 phase		Maximum HP 3 phase				Bulk pack ①	Catalog number qty.	Individual pack list price	Bulk pack list price
		240/277V	480V	600V		120V	240V	200/208V	240/277V	480V	600V				
30	1	150	75	50	40	1	2	—	—	—	—	50	DP30C1P-F	\$ 30	\$ 27
30	2	150	125	100	40	2	3	—	—	—	—	50	DP30C2P-F	38	34
30	3	180	150	120	40	2	5	10	10	15	20	25	DP30C3P-F	55	50
30	4	180	150	120	40	2	5	10	10	10	—	20	DP30C4P-F	75	68
40	2	240	200	160	50	2	3	—	—	—	—	50	DP40C2P-F	46	42
40	3	240	200	160	50	3	7.5	10	10	20	25	25	DP40C3P-F	60	54
40	4	240	200	160	50	3	7.5	10	10	10	—	20	DP40C4P-F	100	90
60	3	360	300	240	75	2	10	25	25	30	30	10	DP60C3P-F	147	140

Coil voltage selection chart

Voltage	24VAC	120VAC	208/240VAC	277VAC	480VAC	575VAC
Suffix #	F	1	2	C	4	5

Coil voltage selection

All catalog numbers include a 24VAC coil. To select other coil voltages, substitute the code from the Coil Voltage Selection Chart for the first digit after the dash in the catalog number.

Auxiliary contact blocks (3 pole only)

Description	Catalog number 30A - 40A	Catalog number 60A	List price
NO or NC SPDT 1 NO & 1 NC	CADP40-10 CADP40-11	CADP60-10 CADP60-11	\$ 10

Contact rating of 1 NO & 1 NC

		120V	240V	480V	600V
Break	A	3.0	1.5	.75	.6
Make	A	30	15	7.5	6
Continuous	A	10	10	10	10

Quick connect terminals on all auxiliary switches are .250 wide.

Contact rating of SPDT

Voltage	Current rating
125VAC	10A, 1/3 HP
120VAC	4A on lamp load
250VAC	10A, 1/3 HP
125VDC	.5A
250VDC	.25A

① Must be ordered in standard pack quantities as shown. Add suffix "/B" to the catalog number.