

REVISIONS			
REV	DESCRIPTION, ECN, EAR NO.	DATE	APP'D
B	PROPOSAL DRAWING (EAR 14575)	MAY14/18	K.L.
C	UPDATING COMMON TERMINOLOGY	MAY18/18	A.G.

ORDERING CODE: M R D - A X 0 3 - M 1 5 - 0 0 0

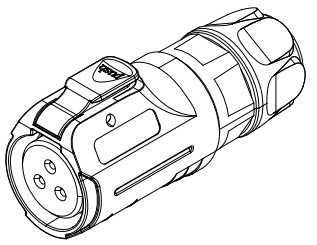
SERIES
CONTACT SIZE & MECHANISM
 A=1.0mm & LATCH LOCK
HOUSING ORIENTATION & CONTACT TYPE
 J=FEMALE PLASTIC HOUSING & PIN CONTACTS
 R=MALE PLASTIC HOUSING & SOCKET CONTACTS
 H=FEMALE PLASTIC HOUSING & SOCKET CONTACTS
 P=MALE PLASTIC HOUSING & PIN CONTACTS
NUMBER OF CONTACTS
 03=THREE CONTACTS

SPECIALS
 000=STANDARD
GROMMET SIZE OPTION
 5=GROMMET FOR 3.0 (.118) TO 6.0 (.236) CABLE OD
CONTACT TERMINATION TYPE
 M1=SOLDER CUP, FOR FIELD ASSEMBLY CABLE END

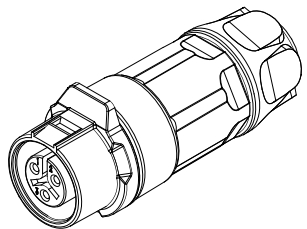
NOTES:

- MATERIAL: ALL MATERIALS ARE RoHS COMPLIANT PER EU DIRECTIVE 2011/65/EU
 HOUSING: THERMOPLASTIC PBT, UL FLAMMABILITY RATING 94V-0, BLACK
 CONTACTS: COPPER ALLOY PLATED WITH GOLD FLASH OVER NICKEL
 GROMMET: SILICONE RUBBER
- ELECTRICAL CHARACTERISTICS:
 CURRENT RATING: 5A
 OPERATING VOLTAGE: 125V AC MAXIMUM
 DIELECTRIC WITHSTANDING VOLTAGE: 1500V DC
 CONTACT RESISTANCE: 10.0mΩ MAXIMUM.
- RECOMMENDED CABLE OUTSIDE DIAMETER:
 3.0 (.118) - 6.0 (.236).
- ENVIRONMENTAL PROTECTION: IP67 PER IEC 60529 IN THE MATED AND UNMATED CONDITION.

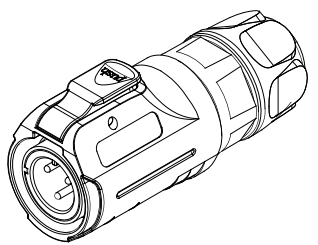
MALE WITH SOCKET CONTACTS



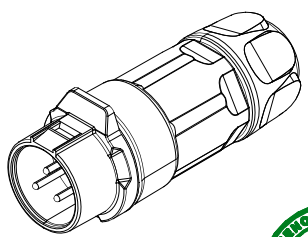
FEMALE WITH SOCKET CONTACTS



MALE WITH PIN CONTACTS



FEMALE WITH PIN CONTACTS



PART NUMBER TABLE:

CONNECTOR PART NUMBER	CONNECTOR TYPE	CONTACT TYPE	WIRE GAUGE FOR SOLDER CUP
MRD-AH03-M15-000	FEMALE	SOCKET	20-24 AWG
MRD-AR03-M15-000	MALE	SOCKET	18 AWG
MRD-AP03-M15-000	MALE	PIN	20-24 AWG
MRD-AJ03-M15-000	FEMALE	PIN	18 AWG

SEE SHEET 2 FOR ADDITIONAL DRAWING VIEWS



UNLESS SPECIFIED OTHERWISE	DRAWN	K.XIONG	MAY09/18
PRIMARY UNITS MILLIMETERS	CHECKED	K.LAMBIE	MAY15/18
SECONDARY INCHES	M.E. APP'D		
REFERENCE IN PARENTHESES	Q.A. APP'D		
GENERAL TOLERANCES	DWG APP'D	A.GREEN	MAY15/18
1 DECIMAL PLACE ±0.25	ENG. REL. NO.		
2 DECIMAL PLACES ±0.15	REF.	EAR 14575	
3 DECIMAL PLACES ±0.05	THIRD ANGLE PROJECTION		
ANGULAR DEGREES	DO NOT SCALE DRAWING		

Amphenol Canada Corp.
 Commercial Products

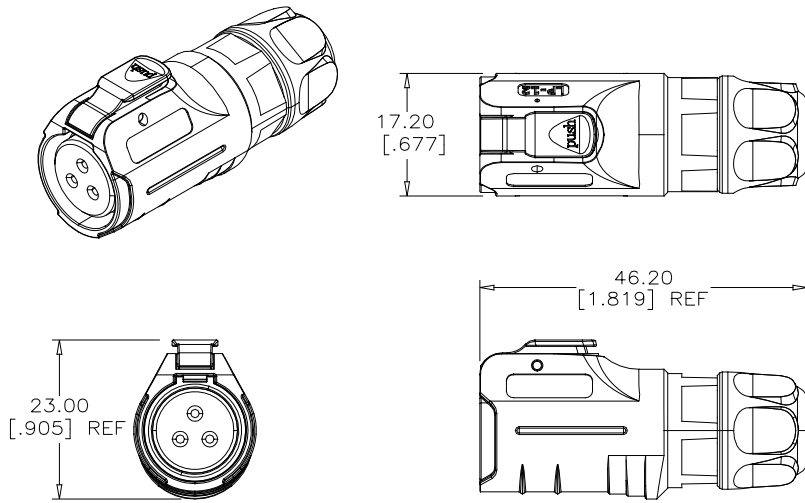
MRD SERIES RUGGED CONNECTOR, MALE OR FEMALE, 3 POSITIONS, LATCH LOCK, CABLE FIELD ASSEMBLY, IP67 RATING, RoHS COMPLIANT

DWG NO. P-MRD-AX03-M15-000 REV C

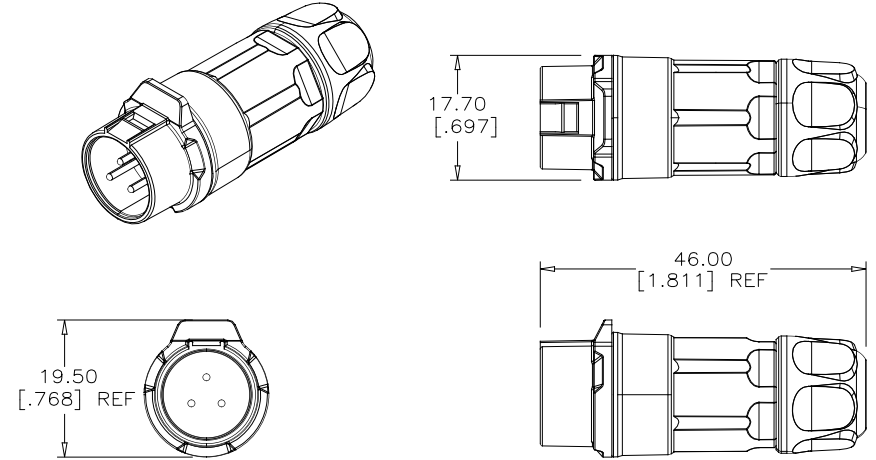
CODE ID NO. 03554 DWG SIZE X SCALE XX:1 SHEET 1 OF 2

REVISIONS			
REV	DESCRIPTION, ECN, EAR NO.	DATE	APP'D
B	PROPOSAL DRAWING (EAR 14575)	MAY14/18	K.L.
C	UPDATING COMMON TERMINOLOGY	MAY18/18	A.G.

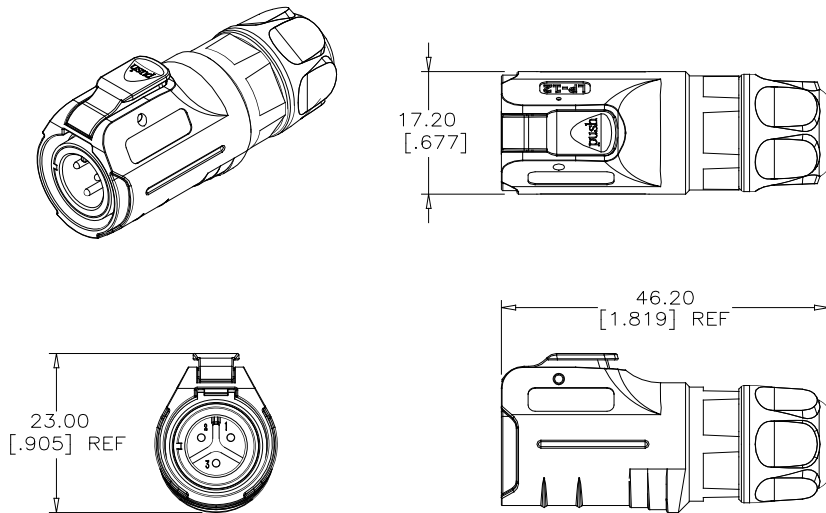
MALE WITH SOCKET CONTACTS



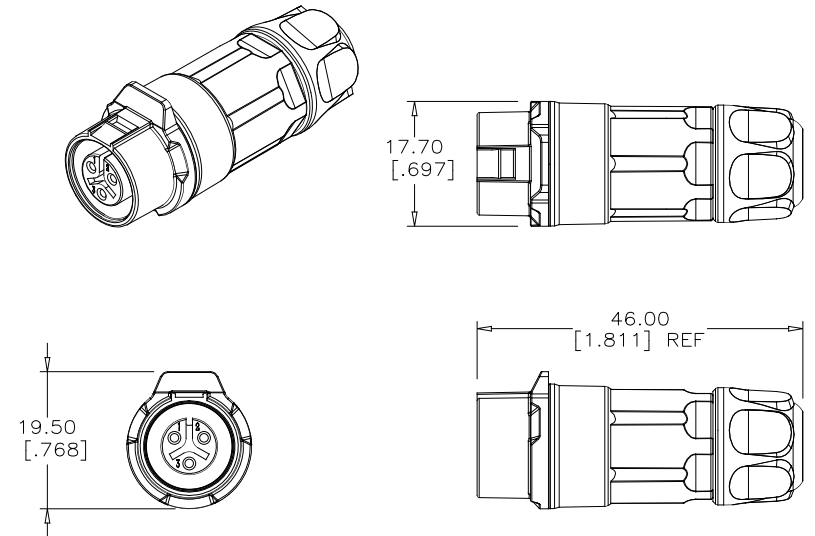
FEMALE WITH PIN CONTACTS



MALE WITH PIN CONTACTS



FEMALE WITH SOCKET CONTACTS



UNLESS SPECIFIED OTHERWISE	DRAWN	K.XIONG	MAY09/18
PRIMARY UNITS MILLIMETERS	CHECKED	K.LAMBIE	MAY15/18
SECONDARY INCHES	M.E. APP'D		
REFERENCE IN PARENTHESES	Q.A. APP'D		
GENERAL TOLERANCES	DWG APP'D	A.GREEN	MAY15/18
1 DECIMAL PLACE ±0.25	ENG. REL. NO.		
2 DECIMAL PLACES ±0.15	REF.	EAR 14575	
3 DECIMAL PLACES ±0.05	THIRD ANGLE PROJECTION		DO NOT SCALE DRAWING
ANGULAR DEGREES			

Amphenol Canada Corp. Commercial Products	
MRD SERIES RUGGED CONNECTOR, MALE OR FEMALE, 3 POSITIONS, LATCH LOCK, CABLE FIELD ASSEMBLY, IP67 RATING, RoHS COMPLIANT	
DWG NO. P-MRD-AX03-M15-000	REV C
CODE ID NO. 03554	DWG SIZE X SCALE XX:1
SHEET 2 OF 2	

THIS DOCUMENT CONTAINS PROPRIETARY INFORMATION AND SUCH INFORMATION MAY NOT BE DISCLOSED TO OTHERS FOR ANY PURPOSE OR USED FOR MANUFACTURING PURPOSES WITHOUT WRITTEN PERMISSION FROM AMPHENOL CANADA CORP.