

Laser Sensors: LS Dimensions

Automation Control Products

- ▶ PLC Controls
- ▶ HM Panels
- ▶ Industrial Sensors
 - Area Sensors
 - Color Mark Sensors
 - Fiber Optic Sensors
 - Laser Sensors
 - EX-L200
 - ▶ **LS**
 - M18-L
 - LC-100/120
 - Measurement Sensors
 - Optical Touch Switches
 - Photoelectric Sensors
 - Pressure/Flow Sensors
 - Proximity Sensors
 - Safety Light Curtains
 - Semiconductor Sensors
 - Sensor Controllers
 - Special Usage Sensors
 - Static Ionizers
 - Video Borescopes
- ▶ Laser Markers
- ▶ Servos & Drives
- ▶ UV Curing Systems
- ▶ Machine Vision/ID Products
- ▶ Timers
- ▶ Limit Switches
- ▶ Temperature Controllers
- ▶ Counters
- ▶ Hour Meters
- ▶ Power Meters



- DOWNLOADS
- TRIAL UNIT
- CATALOG PDF
- SUPPORT
- SALES

- Overview
- Part Numbers
- Specifications
- Dimensions**

Dimensions/model drawings for this product appear below.

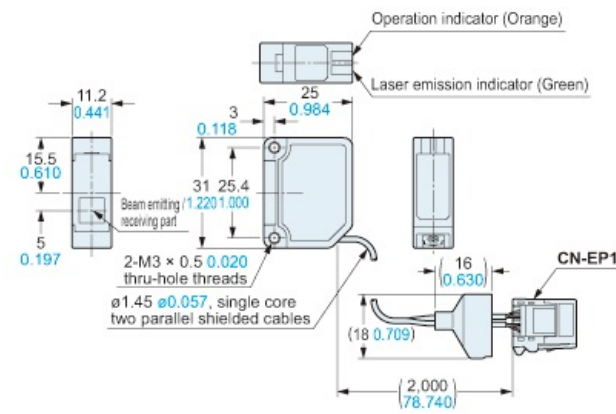
- ▶ [Download LS product catalog in PDF format for more in-depth information](#)
- ▶ [CAD data is available for this product \(results open in a new window\):](#)



Units are usually notated in **millimeters (mm)**.
 (For some products, additional measurements may also be provided - notated as **inches (in)** or **inches (in)**).

LS-H91(-A) LS-H91F(-A)

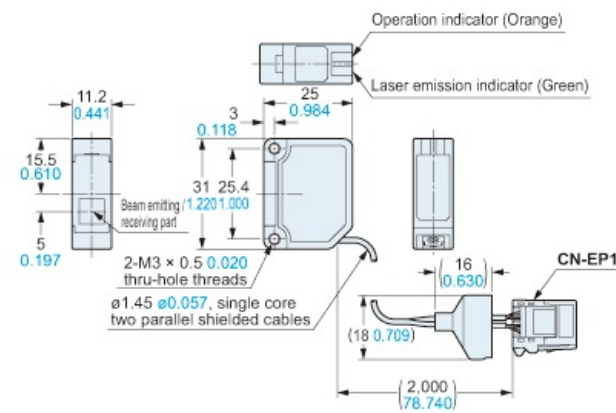
Sensor head



[^ Back to top](#)

LS-H92 LS-H92F

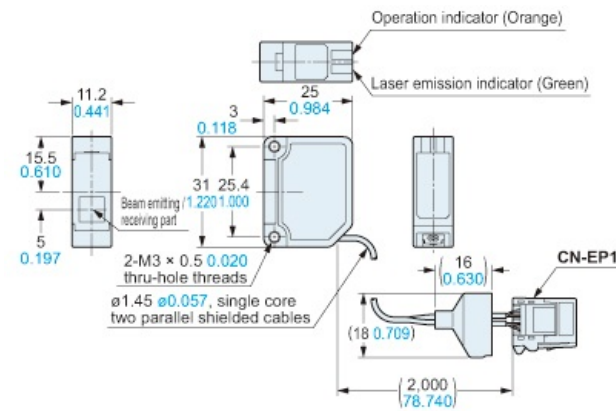
Sensor head



[^ Back to top](#)

LS-H21(-A) LS-H21F(-A)

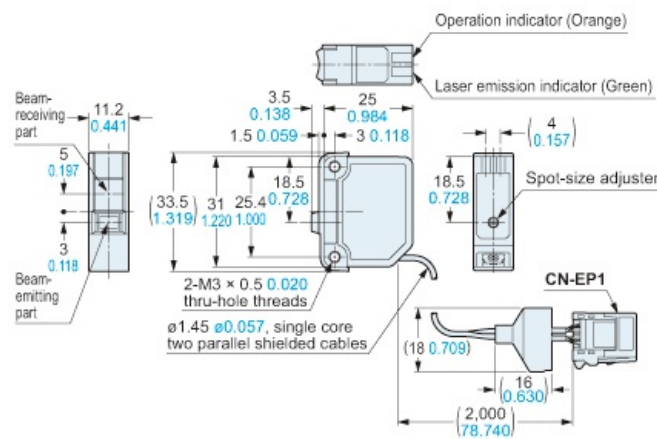
Sensor head



[^ Back to top](#)

LS-H22 LS-H22F

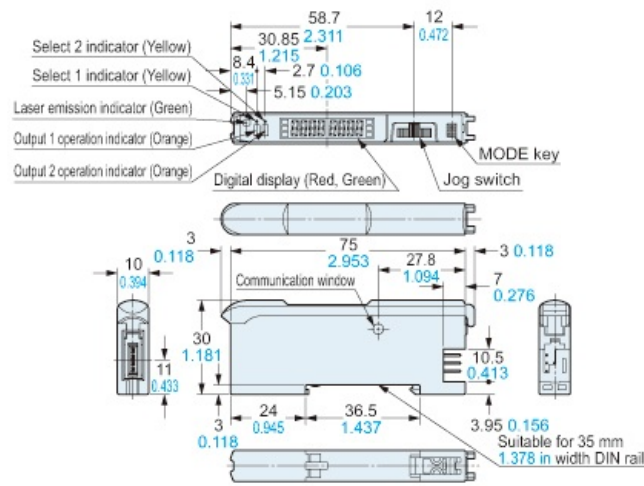
Sensor head



[^ Back to top](#)

LS-401 LS-401P

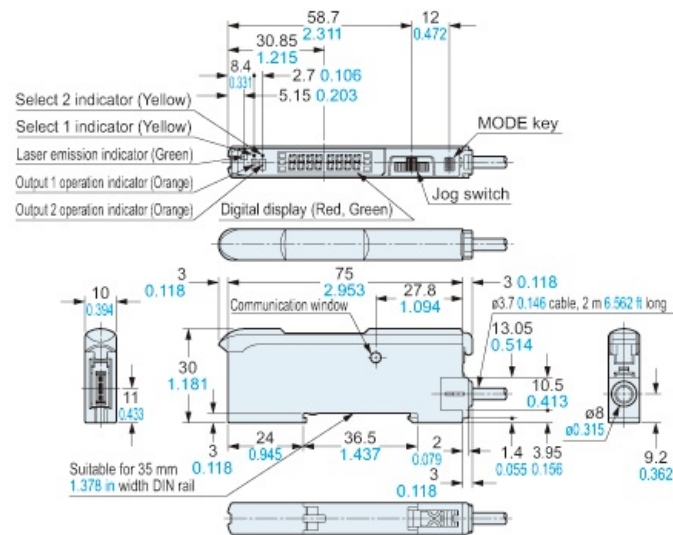
Amplifier



[^ Back to top](#)

LS-401-C2 LS-401P-C2

Amplifier

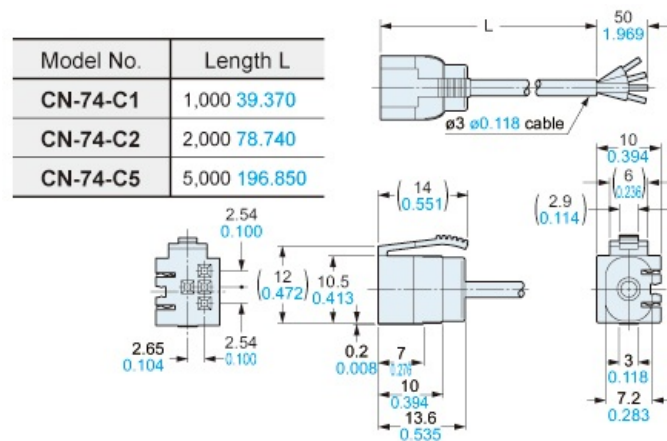


[^ Back to top](#)

CN-74-C1 CN-74-C2 CN-74-C5

Main cable (Optional)

Length L



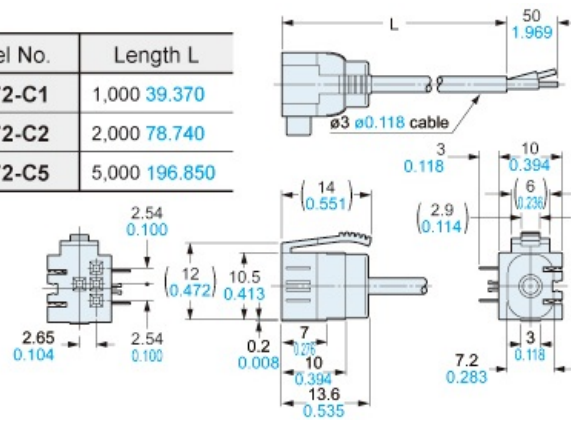
[^ Back to top](#)

CN-72-C1 CN-72-C2 CN-72-C5

Sub cable (Optional)

Length L

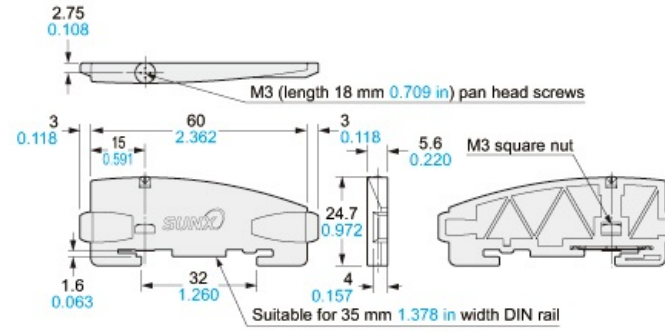
Model No.	Length L
CN-72-C1	1,000 39.370
CN-72-C2	2,000 78.740
CN-72-C5	5,000 196.850



[^ Back to top](#)

MS-DIN-E

End plate (Optional)

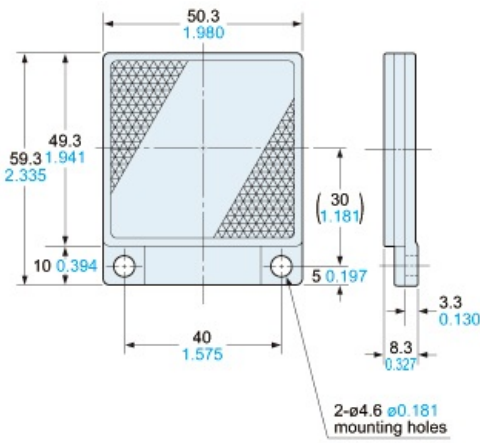


Material: Polycarbonate

[^ Back to top](#)

RF-230

Reflector [Accessory for LS-H92(F)]

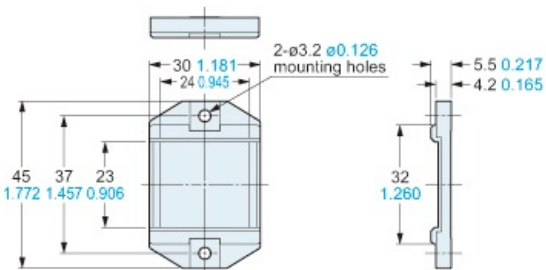


Material: Acrylic (Reflector)
ABS (Base)

[^ Back to top](#)

RF-330

Reflector (Accessory for LS-H91□)

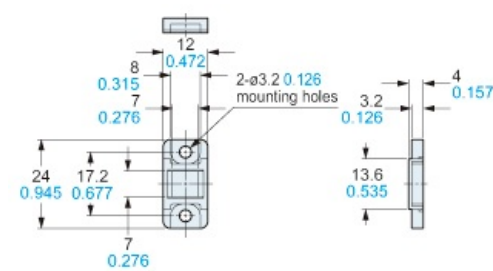


Material: Acrylic (Reflector)
ABS (Base)

[^ Back to top](#)

RF-310

Reflector (Optional)

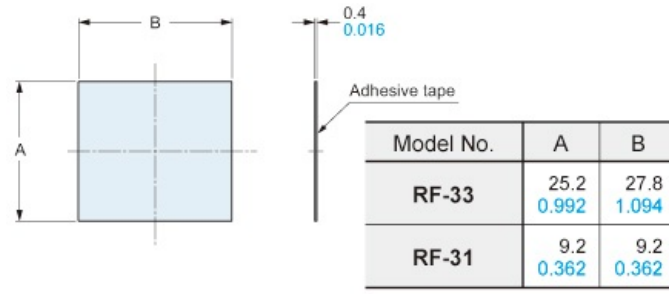


Material: Acrylic (Reflector)
ABS (Base)

[^ Back to top](#)

RF-33 RF-31

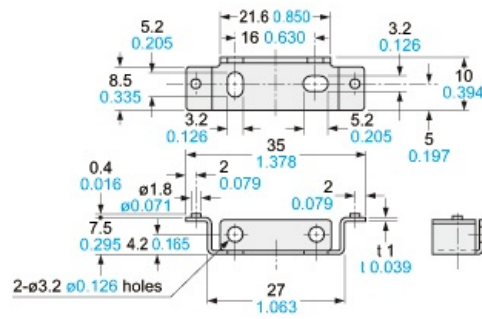
Reflective tape (Optional)



[^ Back to top](#)

MS-DIN-2

Amplifier mounting bracket (Optional)

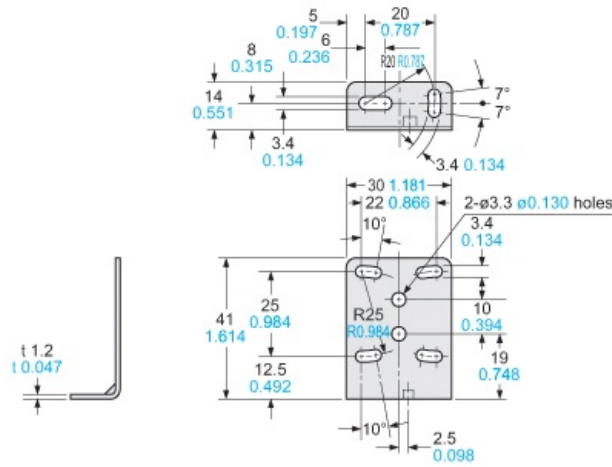


Material:
Cold rolled carbon steel (SPCC)
(Uni-chrome plated)

[^ Back to top](#)

MS-CX-1

Sensor head mounting bracket (Optional)

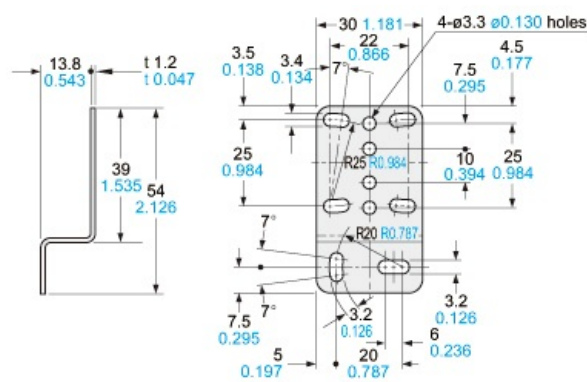


Material: Stainless steel (SUS301)
Two M3 (length 12 mm 0.472 in) screws with washers are attached.

[^ Back to top](#)

MS-CX-2

Sensor head mounting bracket (Optional)

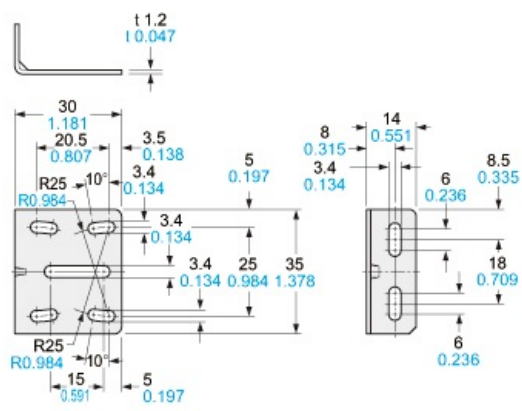


Material:
Stainless steel (SUS304) Two M3 (length 12 mm 0.472 in) screws with washers are attached.

[^ Back to top](#)

MS-CX-3

Sensor head mounting bracket (Optional)

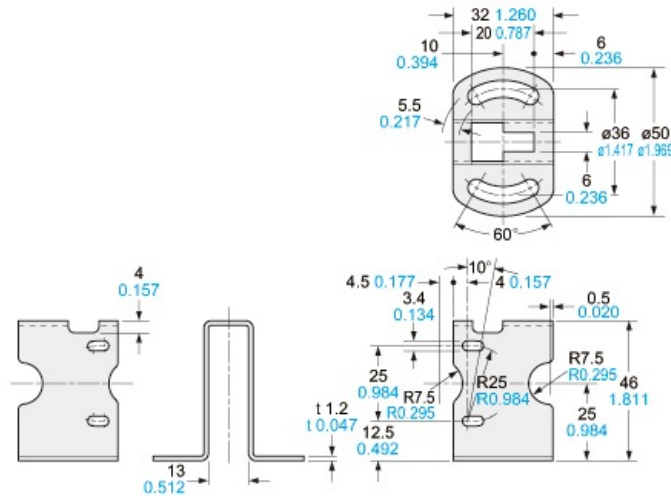


Material:
 Stainless steel (SUS304)
 Two M3 (length 12 mm 0.472 in) screws with washers are attached.

[^ Back to top](#)

MS-CX-4

Sensor head mounting bracket (Optional)

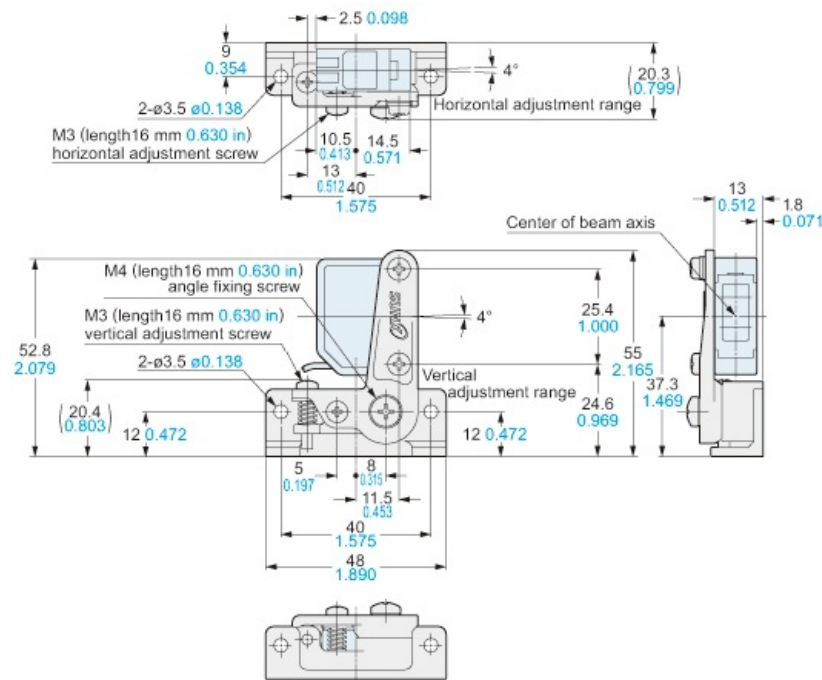


Material: Stainless steel (SUS304)
 Two M3 (length 12 mm 0.472 in) screws with washers are attached.

[^ Back to top](#)

MS-CX-11

Sensor mounting bracket for beam axis alignment (Optional)

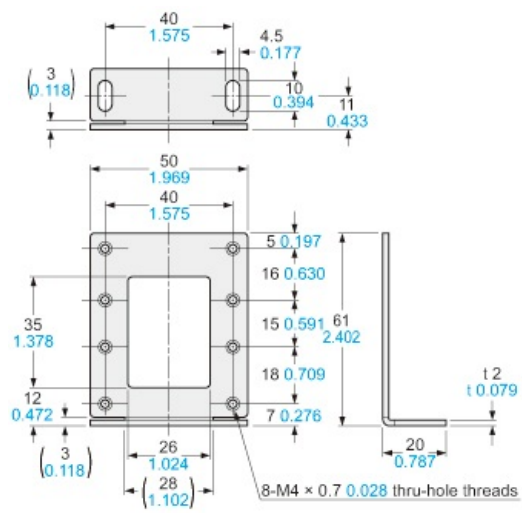


Material: Zinc die-cast
 Two M3 (length 14 mm 0.551 in) screws with washers are attached.

[^ Back to top](#)

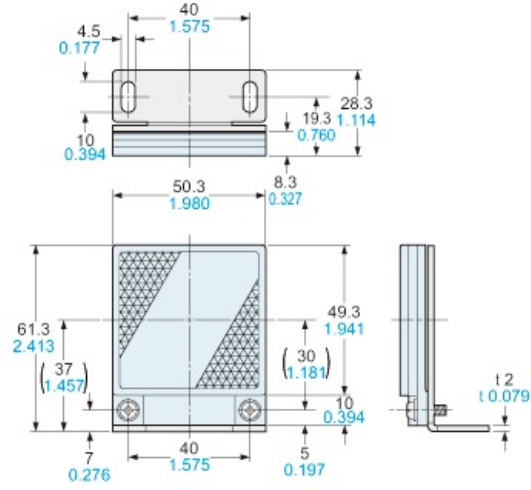
MS-RF23

Reflector mounting bracket for RF-230 (Optional)



Material: Cold rolled carbon steel (SPCC)
 (Uni-chrome plated)
 Two M4 (length 10 mm 0.394 in) screws with washers are attached.

Assembly dimensions



[^ Back to top](#)

