

**SERIES:** CMS-15113-076X-67 | **DESCRIPTION:** SPEAKER**FEATURES**

- IP67 rated face
- protection against dust and water ingress
- micro-speaker
- 3 mm height
- 3 available contact methods

**SPECIFICATIONS**

parameter	conditions/description	min	typ	max	units
input power	max power: as per IEC-268-5, in 1 cc box		0.7	1.0	W
impedance	at 2.0 kHz, 2.05 Vrms	5.1	6	6.9	$\Omega$
coil resistance		4.59	5.4	6.21	$\Omega$
resonant frequency (Fo)	at 1.0 Vrms in free air, 10 cm	480	600	720	Hz
	at 2.05 Vrms in 1 cc box, 10 cm	720	900	1,080	Hz
frequency response		100		20,000	Hz
sound pressure level	at 0.7 W, 10 cm, avg 0.8, 1.0, 1.5, 2.0 kHz, 1 cc box	89	92	95	dB
distortion	at 800~1,200 Hz, 2.05 Vrms, 10 cm			15	%
	at 1,201~5,000 Hz, 2.05 Vrms, 10 cm			10	%
buzz, rattle, etc.	must be normal at sine wave, 0.2~2 kHz, 1 cc box			2.05	Vrms
polarity	cone moves forward w/ positive dc current to "+" terminal				
dimensions	15 x 11 x 3				mm
magnet	Nd-Fe-B				
cone material	mylar				
weight			1.5		g
operating temperature		-20		70	$^{\circ}$ C
storage temperature		-40		85	$^{\circ}$ C
hand soldering	for maximum 3 seconds (N/A for spring contacts)			380	$^{\circ}$ C
RoHS	yes				
IP level	IP67 (front side)				

Notes: 1. All specifications measured at 15~35 $^{\circ}$ C, humidity at 25~75%, under 86~106 kPa pressure, unless otherwise noted.

**PART NUMBER KEY****CMS-15113-076 XX - 67**

Base Number

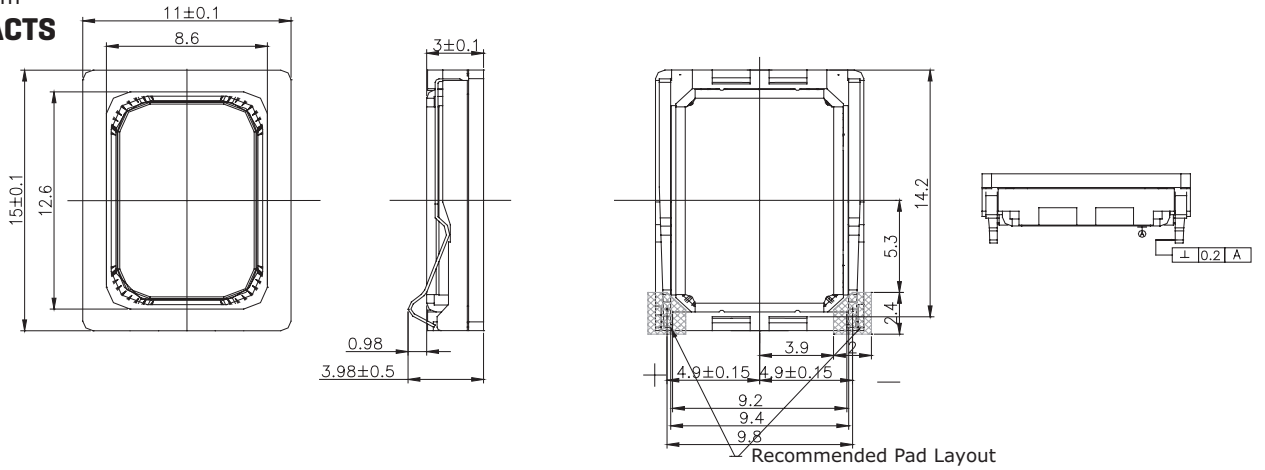
Termination Options:  
 S = spring contacts  
 SP = solder pads  
 L100 = wire leads

## MECHANICAL DRAWINGS

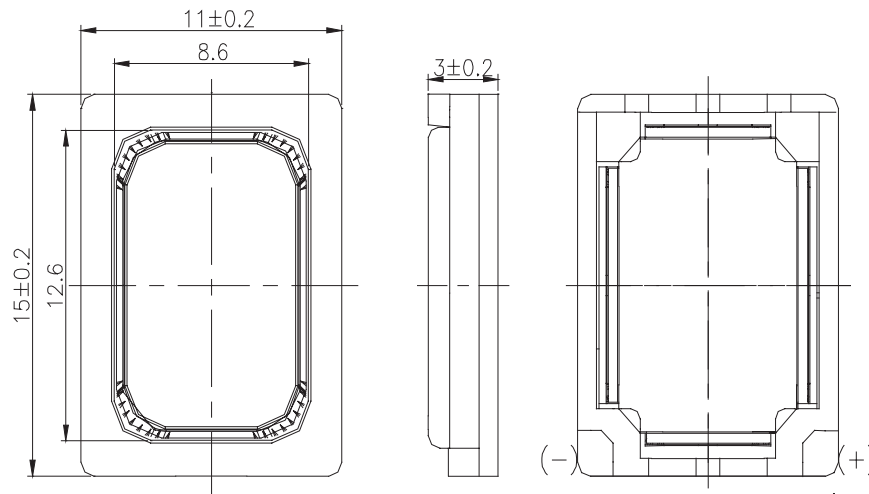
units: mm

tolerance:  $\pm 0.2$  mm

### SPRING CONTACTS

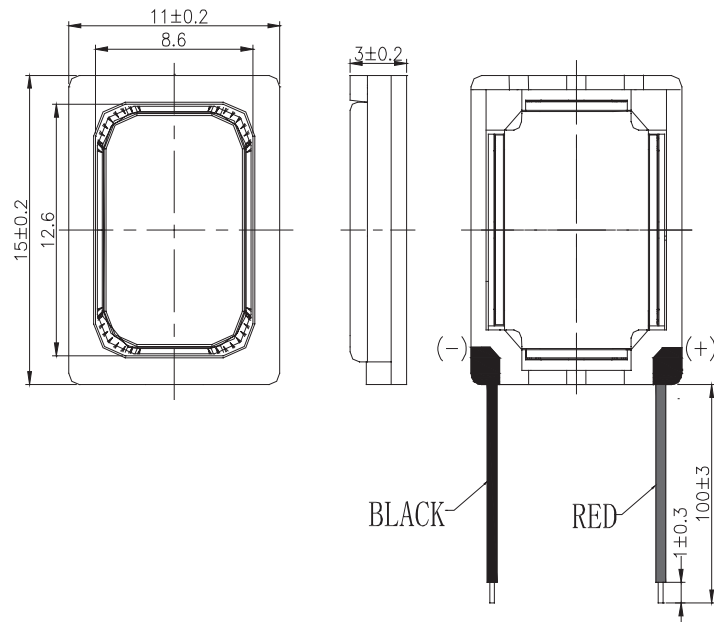


### SOLDER PADS



### WIRE LEADS

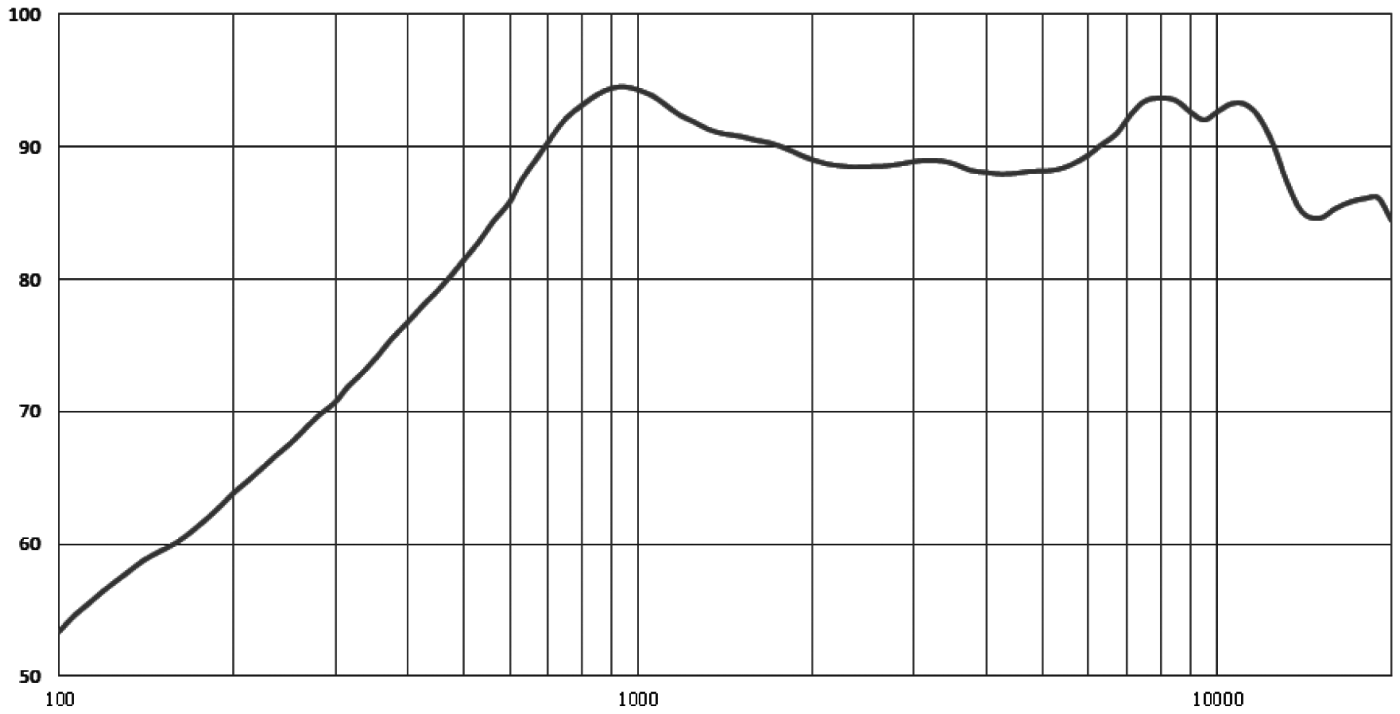
wire: UL 1571, 32 AWG



## RESPONSE CURVES

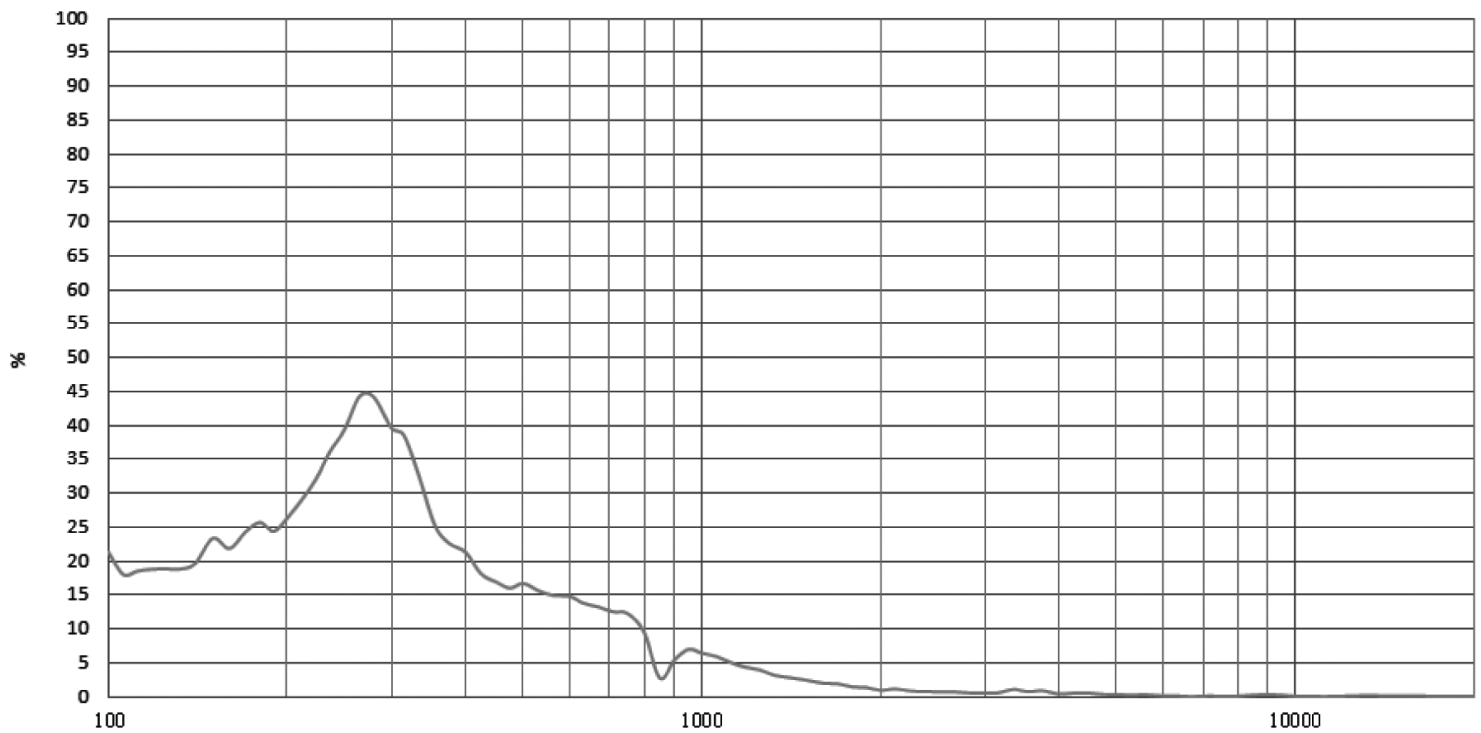
### Frequency Response Curve

Test Conditions: 2.05 Vrms / 10 cm in 1 cc box



### Total Harmonic Distortion Curve

Test Conditions: 2.05 Vrms / 10 cm in 1 cc box

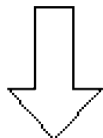



## PACKAGING

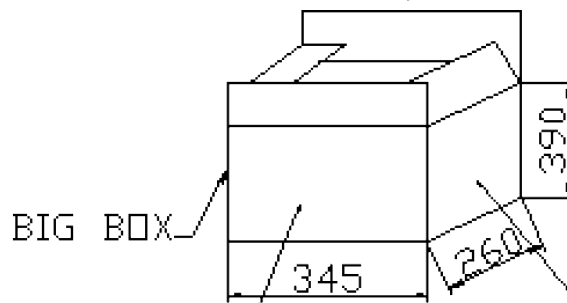
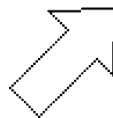
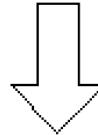
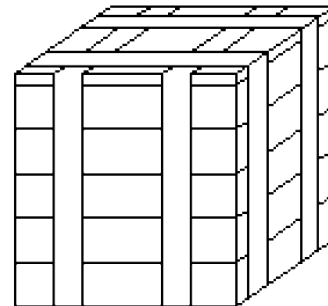
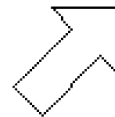
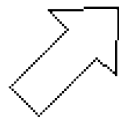
units: mm

Tray QTY: 150 pcs per tray  
 Carton Size: 345 x 260 x 390 mm  
 Carton QTY: 4,500 pcs per carton

$150\text{PCS} \times 1 = 150\text{PCS}$



$150\text{PCS} \times 30 = 4500\text{PCS}$



6	#
8	5
MODEL:	
QTY:	PCS
NW:	Kg
G.W:	kg
SIZE:	345x260x390mm
LOT NO	

## REVISION HISTORY

---

rev.	description	date
1.0	initial release	07/23/2018
1.01	brand update	01/24/2020

The revision history provided is for informational purposes only and is believed to be accurate.

---

# CUI DEVICES

CUI Devices offers a one (1) year limited warranty. Complete warranty information is listed on our website.

CUI Devices reserves the right to make changes to the product at any time without notice. Information provided by CUI Devices is believed to be accurate and reliable. However, no responsibility is assumed by CUI Devices for its use, nor for any infringements of patents or other rights of third parties which may result from its use.

CUI Devices products are not authorized or warranted for use as critical components in equipment that requires an extremely high level of reliability. A critical component is any component of a life support device or system whose failure to perform can be reasonably expected to cause the failure of the life support device or system, or to affect its safety or effectiveness.