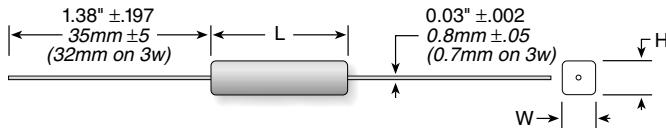


# TUM/TUW Series

## Ceramic Housed Axial Terminal Power



Series	Wattage	Ohms	Dimensions (in. / mm)			Voltage	Element
			Length (±1mm)	Height (±1mm)	Width (±1mm)		
TUW3	3	0.01-39	0.87 / 22	0.31 / 8	0.31 / 8	350	Wirewound
TUW5	5	0.01-47	0.87 / 22	0.35 / 9	0.39 / 10	350	Wirewound
TUW7	7	0.10-680	1.48 / 35	0.35 / 9	0.39 / 10	500	Wirewound
TUW10	10	0.10-990	1.93 / 49	0.35 / 9	0.39 / 10	750	Wirewound
TUW15	15	0.10-1000	1.93 / 49	.453/11.5	0.49 / 12.5	1000	Wirewound
TUM3	3	180-33K	0.87 / 22	0.31 / 8	0.31 / 8	350	Metal oxide
TUM5	5	220-50K	0.87 / 22	0.35 / 9	0.39 / 10	350	Metal oxide
TUM7	7	910-50K	1.48 / 35	0.35 / 9	0.39 / 10	500	Metal oxide
TUM10	10	1000-50K	1.93 / 49	0.35 / 9	0.39 / 10	750	Metal oxide
TUM15	15	1100-150K	1.93 / 49	.453/11.5	0.49 / 12.5	1000	Metal oxide

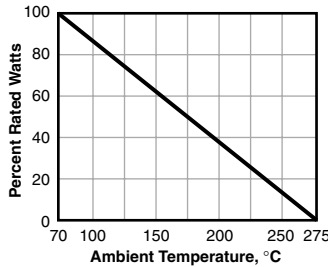
The TUM/TUW Series resistors are our most economical power resistors. They are recommended for commercial applications where low cost is critical.

They are available in small standard packs for standard values, or bulk packaged for even lower costs.

### FEATURES

- Economical Commercial Grade for general purpose use
- Wirewound and Metal Oxide construction
- Wide resistance range
- Flameproof inorganic construction

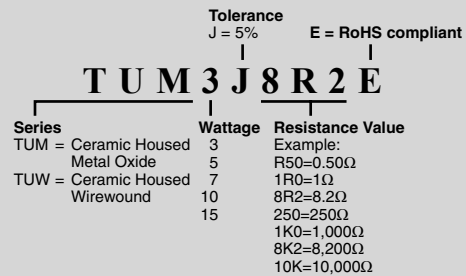
### DERATING CURVE



### SPECIFICATIONS

- Material**  
**Housing:** Ceramic  
**Core:** Fiberglass or metal oxide  
**Filling:** Cement based  
**Electrical**  
**Tolerance:** 5% standard  
**Temperature coeff.:**  
 0.01-20Ω ±400ppm/°C  
 20-150KΩ ±350ppm/°C  
**Dielectric withstanding voltage:**  
 1,000VAC  
**Short time overload**  
 TUW: 10x rated power for 5 sec.  
 TUM: 5x rated power for 5 sec.

### ORDERING INFORMATION



### STANDARD PART NUMBERS FOR TUW/TUM SERIES

Ohmic value	Part No. Prefix Suffix	Wattage					Ohmic value	Part No. Prefix Suffix	Wattage					Ohmic value	Part No. Prefix Suffix	Wattage											
		3	5	7	10	15			3	5	7	10	15			3	5	7	10	15							
0.01	R01E	✓	✓				1.0	R10E	✓	✓	✓	✓	✓	33	R33RE	✓	✓	✓	✓	✓	680	R680E	✓	✓	✓	✓	✓
0.01	R01E	✓	✓				1.5	R15E	✓	✓	✓	✓	✓	39	R39RE	✓	✓	✓	✓	✓	750	R750E	✓	✓	✓	✓	✓
0.02	R02E	✓	✓				2.0	R20E	✓	✓	✓	✓	✓	43	R43RE	✓	✓	✓	✓	✓	820	R820E	✓	✓	✓	✓	✓
0.04	R04E	✓	✓				2.7	R27E	✓	✓	✓	✓	✓	47	R47RE	✓	✓	✓	✓	✓	1000	R1K0	✓	✓	✓	✓	✓
0.05	R05E	✓	✓				3.0	R30E	✓	✓	✓	✓	✓	56	R56RE	✓	✓	✓	✓	✓	1500	R1K5	✓	✓	✓	✓	✓
0.10	R10E	✓	✓	✓	✓	✓	3.3	R33E	✓	✓	✓	✓	✓	68	R68RE	✓	✓	✓	✓	✓	2000	R2K0	✓	✓	✓	✓	✓
0.15	R15E	✓	✓	✓	✓	✓	3.9	R39E	✓	✓	✓	✓	✓	75	R75RE	✓	✓	✓	✓	✓	2700	R2K7	✓	✓	✓	✓	✓
0.20	R20E	✓	✓	✓	✓	✓	4.3	R43E	✓	✓	✓	✓	✓	82	R82RE	✓	✓	✓	✓	✓	3000	R3K0	✓	✓	✓	✓	✓
0.27	R27E	✓	✓	✓	✓	✓	4.7	R47E	✓	✓	✓	✓	✓	100	R100E	✓	✓	✓	✓	✓	3300	R3K3	✓	✓	✓	✓	✓
0.30	R30E	✓	✓	✓	✓	✓	5.6	R56E	✓	✓	✓	✓	✓	150	R150E	✓	✓	✓	✓	✓	3900	R3K9	✓	✓	✓	✓	✓
0.33	R33E	✓	✓	✓	✓	✓	6.8	R68E	✓	✓	✓	✓	✓	200	R200E	✓	✓	✓	✓	✓	4300	R4K3	✓	✓	✓	✓	✓
0.39	R39E	✓	✓	✓	✓	✓	7.5	R75E	✓	✓	✓	✓	✓	270	R270E	✓	✓	✓	✓	✓	4700	R4K7	✓	✓	✓	✓	✓
0.43	R43E	✓	✓	✓	✓	✓	8.2	R82E	✓	✓	✓	✓	✓	300	R300E	✓	✓	✓	✓	✓	5600	R5K6	✓	✓	✓	✓	✓
0.47	R47E	✓	✓	✓	✓	✓	10	R10RE	✓	✓	✓	✓	✓	330	R330E	✓	✓	✓	✓	✓	6800	R6K8	✓	✓	✓	✓	✓
0.56	R56E	✓	✓	✓	✓	✓	15	R15RE	✓	✓	✓	✓	✓	390	R390E	✓	✓	✓	✓	✓	7500	R7K5	✓	✓	✓	✓	✓
0.68	R68E	✓	✓	✓	✓	✓	20	R20RE	✓	✓	✓	✓	✓	430	R430E	✓	✓	✓	✓	✓	8200	R8K2	✓	✓	✓	✓	✓
0.75	R75E	✓	✓	✓	✓	✓	27	R27RE	✓	✓	✓	✓	✓	470	R470E	✓	✓	✓	✓	✓	10000	R10K	✓	✓	✓	✓	✓
0.82	R82E	✓	✓	✓	✓	✓	30	R30RE	✓	✓	✓	✓	✓	560	R560E	✓	✓	✓	✓	✓							

Check product availability at [www.ohmite.com](http://www.ohmite.com)

Shaded area: change prefix to TUM

