


Multilayer Ferrite Chip Inductor (High Current)

AIML-1008HC



RoHS/RoHS II compliant



2.50 x 2.00 x 0.85mm

FEATURES:

- Monolithic structure for higher reliability, compact size, & lightweight
- Magnetically shielded design to eliminate cross coupling
- Excellent solderability and heat resistance for reflow soldering
- Perfect shape for PCB mounting with no polarity

APPLICATIONS:

- DC/DC converter circuit for Front End Module such as Skyworks Solution
- Portable AV equipments such as Digital Camera, Camcorder remote Control.

STANDARD SPECIFICATIONS:

PARAMETERS

ABRACON P/N:	AIML-1008HC
Operating temperature:	-55°C to + 125°C
Storage temperature:	-55°C to + 125°C

Part No. AIML-1008HC- Inductance Code	L(μH)	Tolerance	Test Freq.	SRF(MHz)	DCR(Ω)	I _{rms} (mA)
		(%)	(MHz)	(min)	±30%	(max)
AIML-1008HC-1R0	1.0	M	1.0	60	0.085	1600
AIML-1008HC-1R5	1.5	M	1.0	50	0.090	1500
AIML-1008HC-2R2	2.2	M	1.0	40	0.090	1500
AIML-1008HC-3R3	3.3	M	1.0	30	0.120	1300
AIML-1008HC-4R7	4.7	M	1.0	20	0.120	1300

Test Conditions and equipments

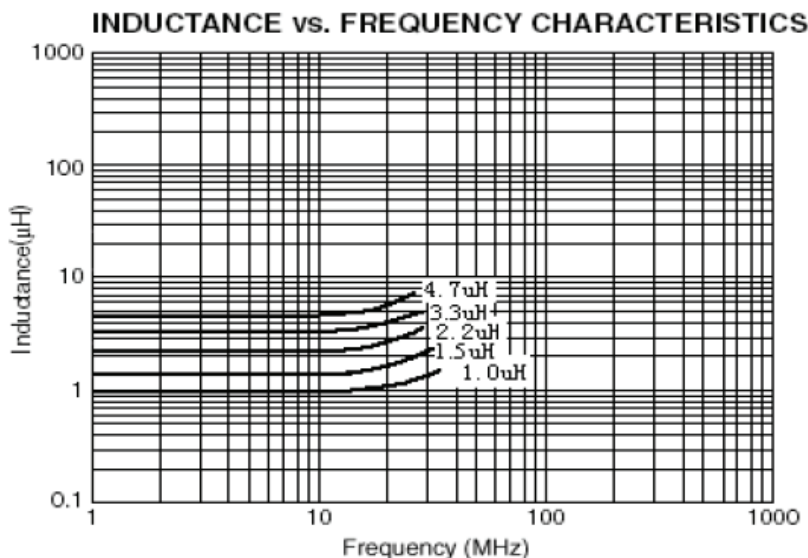
L: HP4291 Impedance Analyzer, 50mV

DCR: HP4263A LCR meter

I_{rms}: HP4291 Impedance Analyzer, DC power HP6632 and Adapter HP16200.

Current when temperature of the product reaches +40°C.

ELECTRICAL CHARACTERISTICS CURVE




Multilayer Ferrite Chip Inductor (High Current)

AIML-1008HC



RoHS/RoHS II compliant



2.50 x 2.00 x 0.85mm

PART NUMBER IDENTIFICATION

AIML-1008HC---

Inductance Code

Please refer to the table above

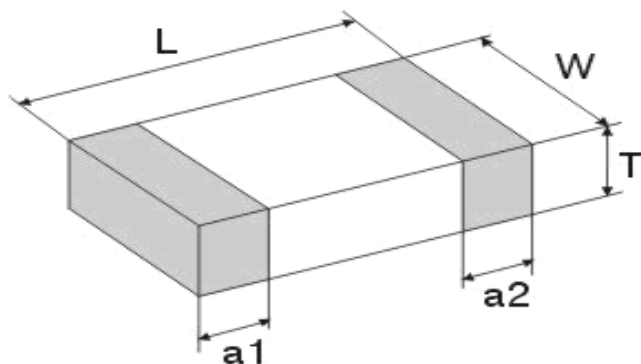
Tolerance

M: ±20%

Packaging

T: Tape and Reel
(3kpcs / reel)

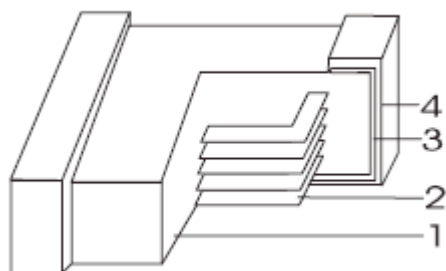
OUTLINE DIMENSION



L	W	T	a1,a2
2.50±0.20	2.00±0.20	0.85±0.15	0.50±0.30

Dimension: mm

Materials




	Part Name	Material
1	Base Material	Ferrite (Ni-Cu-Zn series)
2	Internal Conductor	Ag
3	Terminal Electrode	Ag
4	Terminal Electrode	Ni-Sn

Multilayer Ferrite Chip Inductor (High Current)

AIML-1008HC

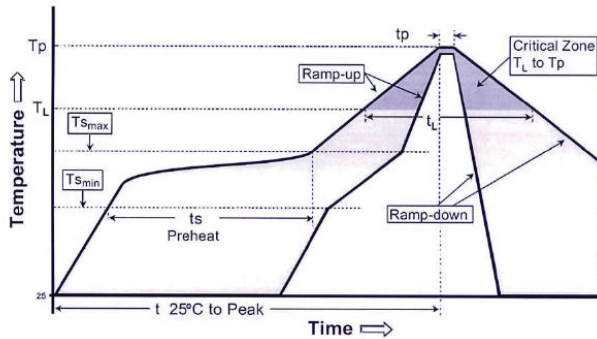


RoHS/RoHS II compliant



2.50 x 2.00 x 0.85mm

REFLOW PROFILE

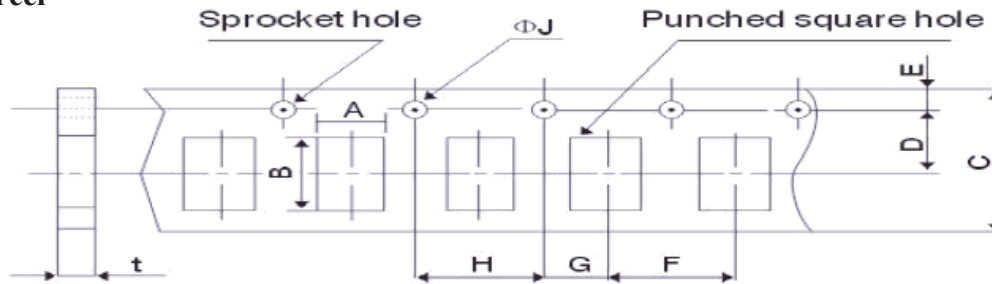


Profile Feature	Lead-Free Assembly
Average Ramp-Up Rate (Tsmax to Tp)	3°C/second max.
Preheat <ul style="list-style-type: none"> - Temperature Min (Tsmin) - Temperature Max (Tsmax) - Time (tsmin to tsmax) min to tsmax) 	150 °C 200 °C 60-180 seconds
Time maintained above: <ul style="list-style-type: none"> - Temperature (Tl) - Time (tl) 	217 °C 60-150 seconds
Peak/Classification Temperature (Tp) Peak/Classification Time (Tp)	260 °C 3-4 seconds
Time within 5 °C of actual Peak Temperature (tp)	20-40 seconds
Ramp-Down Rate	6°C/second max.
Time 25 °C to Peak Temperature	8 minutes max.

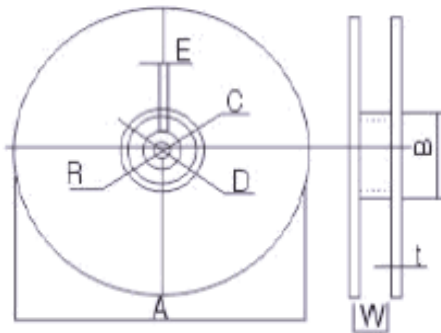
TAPE & REEL

Packing

T: 3,000pcs / reel



A	B	C	D	E	F	G	H	ΦJ	t(max)
2.3±0.2	2.7±0.1	8.0±0.3	3.5±0.05	1.75±0.1	4.0±0.1	2.0±0.05	4.0±0.1	1.5+0.1/-0	2.0±0.05



A	178±2
B	60±2
C	13.0±0.5
D	21.0±0.8
E	2.0±0.5
W	10.0±1.15
t	1.2±0.2
R	1.0±0.25

Dimension: mm

ATTENTION: Abracon Corporation's products are COTS – Commercial-Off-The-Shelf products; suitable for Commercial, Industrial and, where designated, Automotive Applications. Abracon's products are not specifically designed for Military, Aviation, Aerospace, Life-dependant Medical applications or any application requiring high reliability where component failure could result in loss of life and/or property. For applications requiring high reliability and/or presenting an extreme operating environment, written consent and authorization from Abracon Corporation is required. Please contact Abracon Corporation for more information.

ABRACON IS
ISO 9001:2008
CERTIFIED



Visit www.abracon.com for Terms & Conditions of Sale
30332 Esperanza, Rancho Santa Margarita, California 92688
tel 949-546-8000 | fax 949-546-8001 | www.abracon.com

Revised: 03.04.14