


# SD

D'Sub connectors - Stamped and Formed Contacts

## RIGHT ANGLE, BOARD MOUNT CONNECTORS



MAIN CHARACTERISTICS

### Specifications

- Connectors according to: MIL C24308 - NFC 93425-HE5

Materials and Platings	
<b>Shells</b>	Steel
<b>Insulator</b>	Glass-filled thermoplastic, UL 94V-0
<b>Pin contacts</b>	Brass, selected gold in mating area; 2.54µm (100 µ") min.tin on termination area over 1.27µm (50µ") min.nickel
<b>Socket contact</b>	Phosphor bronze, selected gold in mating area; 2.54µ(100µ") min.tin on termination area over 1.27µm (50µ") min.nickel
<b>Rear insert</b>	Brass, 2.54µm (100µ") min.nickel plated
<b>Boardlock</b>	4 finger phosphor bronze, Brass, 2.54µm (100µ") min.nickel plated
<b>Screwlock</b>	Brass, 2.54µm (100µ") min.nickel plated

Electrical Data	
<b>Current rating</b>	5A
<b>Voltage rating</b>	250V AC/ rms 50Hz
<b>Withstanding voltage</b>	1000V AC/rms 50Hz for one minute
<b>Insulation resistance</b>	1000MΩ at 500V DC
<b>Contact resistance</b>	15mΩ max

Climatic Data	
<b>Operating temperature</b>	-55°C to +125°C
<b>Salt spray</b>	24 hours

Mechanical Data				
<b>Single contact insertion force</b>	0.54kg (1.19lb) max			
<b>Single contact withdrawal force</b>	0.06kg (0.13lb) min			
<b>Mating and unmating force</b> Unit: kg ( lb)				
	A4 Style		1A Style	
No. of Cts	Mate (max)	Unmate (min)	Mate (max)	Unmate (min)
9	3.05 (6.74)	0.36 (0.79)	4.6 (10.17)	0.4 (0.88)
15	5.09 (11.24)	0.46 (1.01)	7.7 (17.02)	0.5 (1.10)
25	8.44 (18.66)	0.81 (1.8)	12.7 (28.07)	0.8 (1.77)
37	12.51 (27.65)	1.1 (2.47)	17.7 (39.12)	1.2 (2.65)
<b>Standard plating thickness</b>	<ul style="list-style-type: none"> <li>• gold flash</li> <li>• 0.381µm (15µ") gold</li> <li>• 0.76 µm (30µ") gold</li> </ul>			

DESCRIPTION


The Amphenol "SD" series features precision formed contacts and 4 finger boardlocks.

This series gives you Amphenol's high standards of quality and reliability to meet all of your commercial requirements.

*Economical  
right angle PCB  
mount  
connectors*

APPLICATIONS

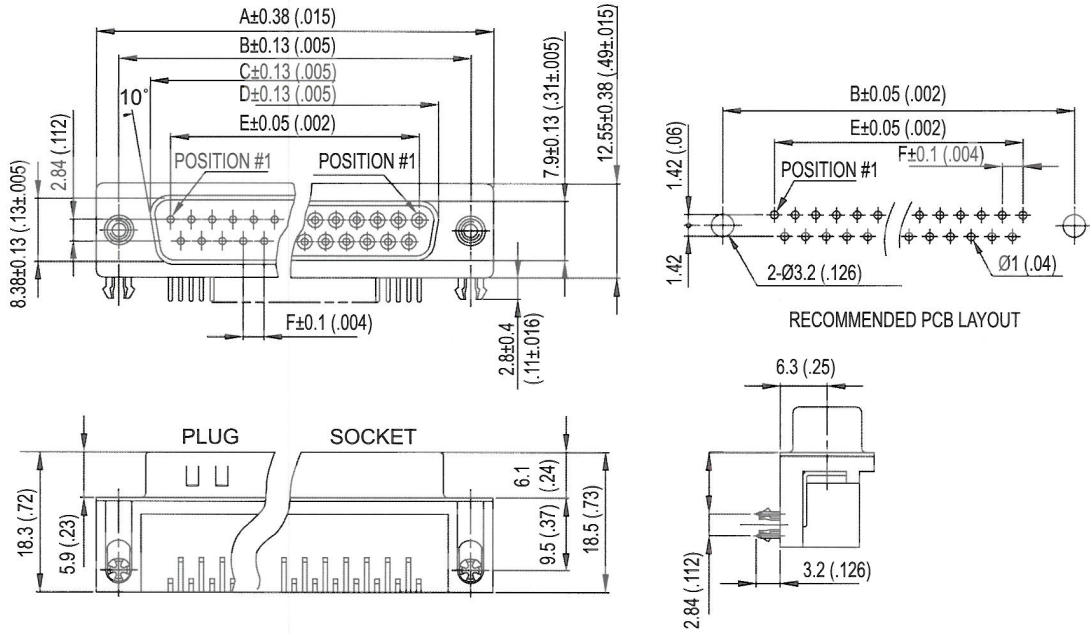
- Industrial
- Telecom
- Any industry standard I / O connections



**Amphenol**

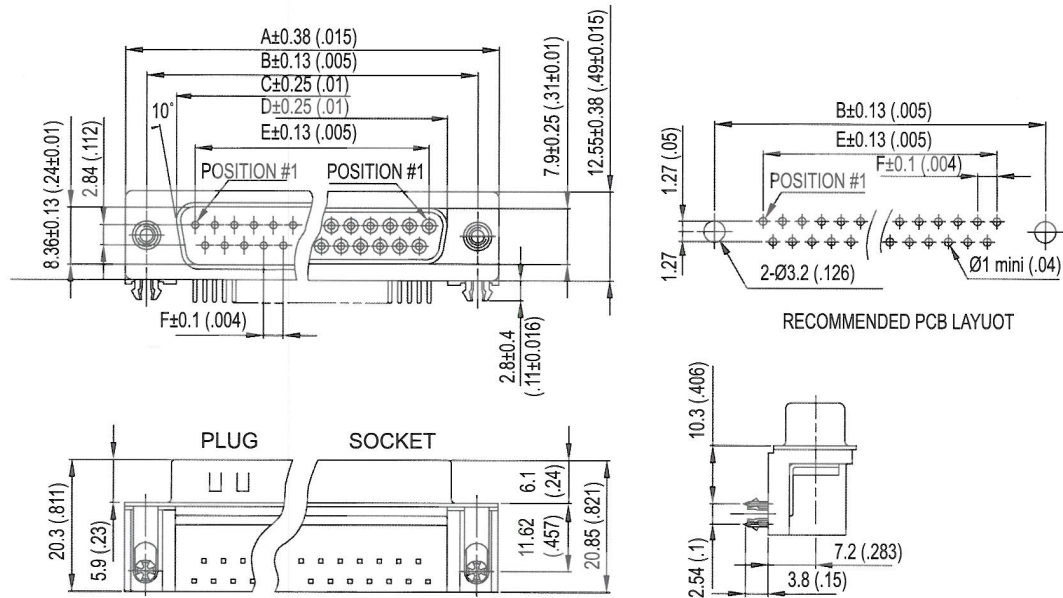
SD / E7

### A4 style (MIL Footprint)



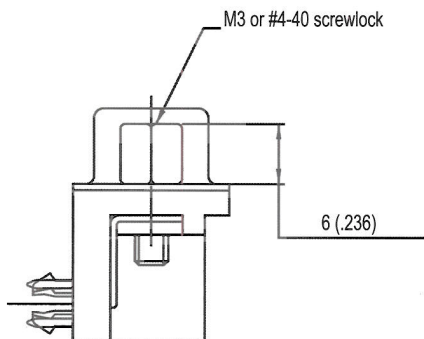
Nb OF CONTACTS	DIMENSIONS mm (inch)					
	A	B	C	D	E	F
9	30.84 (1.21)	24.99 (.98)	16.92 (.67)	16.24 (.64)	11.09 (.44)	2.74 (.108)
15	39.14 (1.54)	33.32 (1.31)	25.25 (.99)	24.56 (.97)	19.39 (.76)	2.74 (.108)
25	53.04 (2.09)	47.04 (1.85)	38.96 (1.53)	38.38 (1.51)	33.24 (1.31)	2.77 (.109)
37	69.32 (2.73)	63.50 (2.50)	55.42 (2.18)	54.76 (2.16)	49.86 (1.96)	2.77 (.109)

### 1A style (European Footprint)

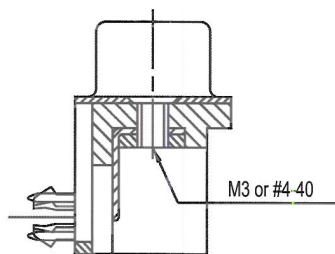


Nb OF CONTACTS	DIMENSIONS mm (inch)					
	A	B	C	D	E	F
9	30.84 (1.21)	24.99 (.98)	16.92 (.67)	16.24 (.64)	11.96 (.43)	2.74 (.108)
15	39.1 (1.54)	33.32 (1.31)	25.25 (.99)	24.66 (.97)	19.18 (.755)	2.74 (.108)
25	53.09 (2.09)	47.04 (1.85)	38.96 (1.53)	38.38 (1.51)	33.24 (1.31)	2.77 (.109)
37	69.4 (2.73)	63.50 (2.50)	55.42 (2.18)	54.84 (2.16)	49.86 (1.96)	2.77 (.109)

## Panel mounting option

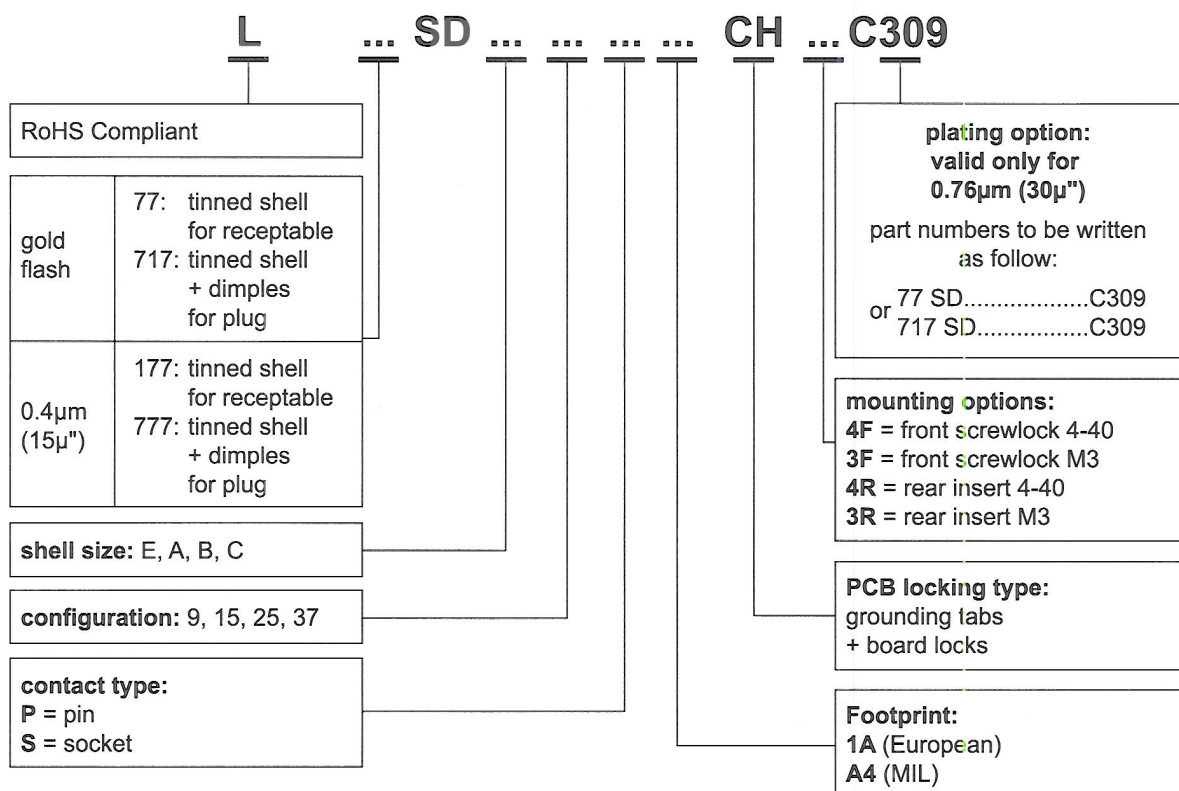


**Front Female Screwlock**  
4F / 3F



**Threaded Rear Insert**  
4R / 3R

## How to order



*For special request, please consult factory*

