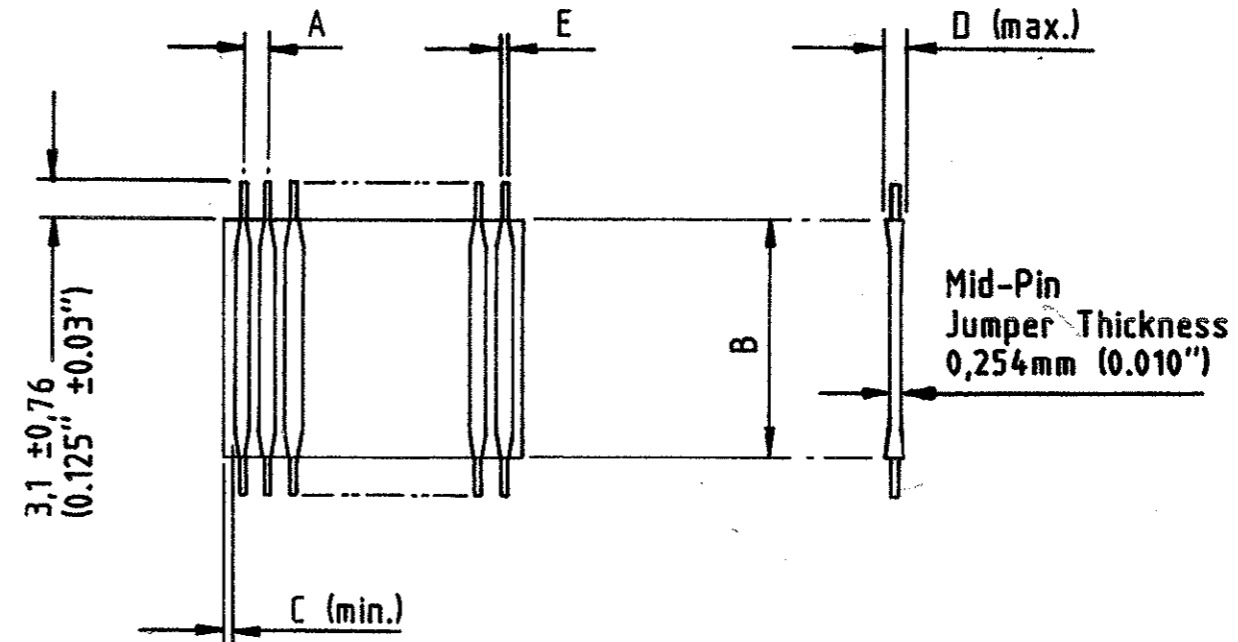




FLEXSTRIP* JUMPERS

Cat. Ref.	† CONDUCTOR PITCH "A"		MARGIN C (min.)		THICKNESS D (MAX.)		PIN DIAMETER E ±0,025 (±0,001")		NUMBER OF CONDUCTORS	
	mm	(inch)	mm	(inch.)	mm	(inch.)	mm	(inch.)	min.	max.
1	1,27	.050"	0,25	.010"	0,64	.025"	0,320	.0126"	2	- 30
6	1,90	.075"	0,38	.015"	0,84	.033"	0,404	.0159"	2	- 30
2	2,54	.100"	0,51	.020"	0,84	.033"	0,511	.0201"	2	- 30
3	3,18	.125"	1,52	.060"	0,84	.033"	0,511	.0201"	2	- 25
4	3,81	.150"	1,52	.060"	0,84	.033"	0,511	.0201"	2	- 20
5	5,08	.200"	1,52	.060"	0,84	.033"	0,511	.0201"	2	- 15

2/86



Dimensions are shown in mm (inches.)
† Tolerance on Pitch ±0,25 (0.01") non-cumulative.

INSULATION LENGTH B ±1.57 (±0.062")		
mm	(inch)	Cat. Ref.
25.4	1	1
38.1	1½	1.5
50.8	2	2
63.5	2½	2.5
76.2	3	3
88.9	3½	3.5
101.6	4	4
114.3	4½	4.5
127	5	5
139.7	5½	5.5
152.4	6	6

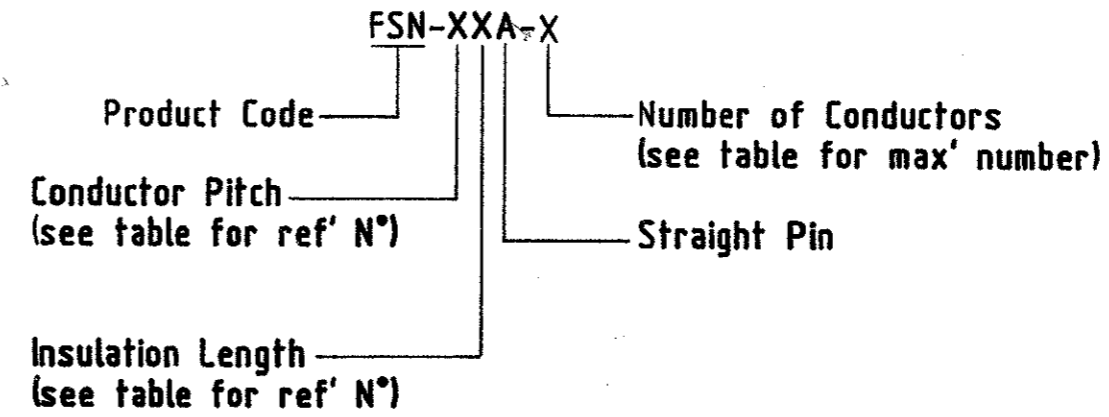
PROPERTIES :-

- Insulation Material - Nomex#
- Temperature Rating - 105°C
- Current Rating - 2 amps
- U.L. Style Number - 5188

NOTES:-

- * Trademark of Thomas & Betts Corporation
- * Registered trademark of E.I. Du Pont de Nemours

CATALOGUE NUMBERING SYSTEM



EXAMPLE:-

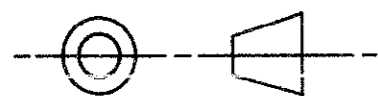
FSN -22A - 15

- FSN - Flexstrip Jumper With Nomex Insulation
- 2 - Conductor Pitch 2.54 (0.100)
- 2 - Insulation Length 50.8 (2)
- A - Straight Pin
- 15 - Number of Conductors 15

T&B THOMAS & BETTS INTERNATIONAL
EUROPEAN ENGINEERING DIVISION

DRG. N°
3S-10018

IMPERIAL DIMENSIONS SHOWN THUS []
TOLERANCES
-0000 EQUALS ± .0002
-000 EQUALS ± .003
-00 EQUALS ± .015



THIRD ANGLE PROJECTION

REV	DESCRIPTION	DATE	BY	MATERIAL	PART NAME
0				HEAT TREAT	PRODUCT CODE
				FINISH	TOLERANCES UNLESS OTHERWISE SPECIFIED
				SCALE	
				DR.	FSN-23A-15
				CH.	
				APP.	
					tyco 3-1437144-3
					Electronics REV 0 SH1 OF 1