



## 626 Pneumatic Tool System

*The Effortless Alternative to Hand Crimping*

# 626 Pneumatic Tool System

## Fast Facts

*Effortless crimping for a broad range of terminals, either bench-mounted or hand-held for working in cramped quarters.*

- Lightweight tool eliminates physical force required by hand tools
- Hand- or foot-switch operation
- Termination wire range from 26-6 AWG [0.12-13.0mm<sup>2</sup>], plus coaxial and fiber optic cable
- Works with existing TE-compatible crimp heads and die sets
- Ratchet control option provides complete crimp cycle, eliminating partial crimps
- Use rotating head assembly to reach difficult termination locations
- Engineered and manufactured using processes independently certified to internationally recognized quality standards ISO-9001:2000 and telecommunications Industry Standard TL 9000

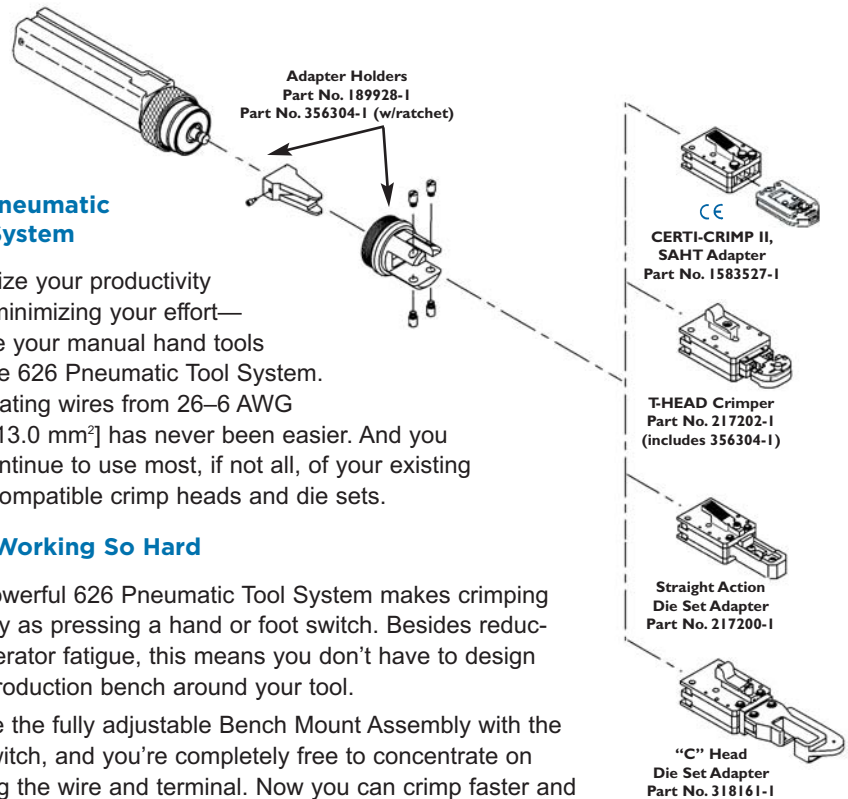
## 626 Pneumatic Tool System

Maximize your productivity while minimizing your effort—replace your manual hand tools with the 626 Pneumatic Tool System. Terminating wires from 26–6 AWG [0.12–13.0 mm<sup>2</sup>] has never been easier. And you can continue to use most, if not all, of your existing AMP-compatible crimp heads and die sets.

## Stop Working So Hard

The powerful 626 Pneumatic Tool System makes crimping as easy as pressing a hand or foot switch. Besides reducing operator fatigue, this means you don't have to design your production bench around your tool.

Include the fully adjustable Bench Mount Assembly with the foot switch, and you're completely free to concentrate on aligning the wire and terminal. Now you can crimp faster and with fewer mistakes.



## The 626 System Works Where and How You Need It

Using 626 adapters, tools previously restricted to prototype or limited production applications can now be used in low to medium bench production and harness assembly operations. Because the 626 crimp head can be rotated to any angle, you can also work on those difficult terminations in confined equipment cabinets or enclosures.

Looking for the complete crimp cycle control provided by the mechanical ratchet in premium CERTI-CRIMP hand tools? The available 626 System ratchet tool holders produce a complete crimp cycle by simply pressing a switch. Dies will fully bottom before you can open the jaws to release the crimped product.

## Protect Your Investment

The 626 System's power unit works with a variety of adapters and tool holders, so you can continue to work with your existing crimp heads and die sets.

Need More Information?

For information about tooling, call 888-777-5917 or 717-810-2080 or e-mail [toolingsales@te.com](mailto:toolingsales@te.com).

For drawings or technical data, contact your TE Connectivity sales engineer or call the Technical Support Center: 1-800-522-6752. Dimensions are in millimeters unless specified otherwise. Values in brackets are English equivalents unless specified otherwise. Specifications subject to change. Consult TE for latest specifications.

# 626 Pneumatic Tool System

## 626 Pneumatic System Power Unit



Outside Diameter	45 mm [1.8]
Length	225 mm [8.88] for foot actuated unit 230 mm [9.00] for hand actuated unit
Grip Span	55 mm [2.19] over button/handle
Mass	0.60 kg [1.32 lbm] for foot actuated unit 0.72 kg [1.58 lbm] for hand actuated unit
Air Pressure	6.21-6.89 bar [90-100 psi]
Air Displacement	0.00018 m <sup>3</sup> [11.14 in <sup>3</sup> ]
Air Supply Hose	3.05 m [10 ft] long, 4.8 mm [3/16] I.D. with 1/8 in NPT fitting
Cycle Time	0.7-0.8 s (for 16-14 AWG [1.3-2 mm <sup>2</sup> ] PIDG Terminals)

## Big Return in a Micro Package

Does your crimping application demand even more accessibility and flexibility than the 626 System offers? The Micro Pneumatic Tool System terminates wires in the 26–14 AWG [0.12–2 mm<sup>2</sup>] range,\* but with a smaller and lighter power unit. Weighing in at only 0.7 kg [1.5 lb] and just 146.5 mm [5.75 in] long, the hand-actuated Micro System is compatible with three different head systems.

\* With the exception of the SOLISTRAND head combination, which crimps 22–10 AWG [0.3–2 mm<sup>2</sup>] combinations.

## Micro Pneumatic System Power Unit

Outside Diameter	45 mm [1.8]
Length	146.5 mm [5.75]
Grip Span	55 mm [2.19] over button/handle
Mass	0.70 kg [1.5 lbm]
Air Pressure	6.21-6.89 bar [90-100 psi]
Air Displacement	0.00018 m <sup>3</sup> [11.14 in <sup>3</sup> ]
Air Supply Hose	3.05 m [10 ft] long, 4.8 mm [3/16] I.D. with 1/8 in NPT fitting
Cycle Time	0.7-0.8 s (for 16-14 AWG [1.3-2 mm <sup>2</sup> ] PIDG Terminals)



## Die Interchangeability

For the ability to change dies quickly when needs change, whether from one terminal type to another or from tool to tool when workload and environment change, consider the SDE family of tools and dies. For more information, see Catalog 1773379-1.

## SDE Compatible Kit

Complete tool with hand-held power unit	P/N 1213855-1	0.3 - 6.0mm <sup>2</sup> (22-10 AWG)
---	---------------	--------------------------------------

## Tool and Adapter Holders\*

	Large Tool Holder	Small Tool Holder	Adapter Holder
Length (with Head Assembly)	100 [3.88]	70 [2.75]	70 [2.75]
Weight (with Head Assembly)	0.76 kg [1.68 lb]	0.44 kg [0.96 lb]	0.44 kg [0.96 lb]

\*Measurements are averages.

## Bench Mount Assembly\*

Base Size	200 x 200 [8 x 8]
Weight	2.9 kg [6.5 lb]
Bench Mounting Dimensions	Base has two, 1/4-20 tapped holes on 150 [6] centerlines
Part No.	856402-1

\* Not for use in the European Community.

## Need More Information?

For information about tooling, call 888-777-5917 or 717-810-2080 or e-mail [toolingsales@te.com](mailto:toolingsales@te.com).

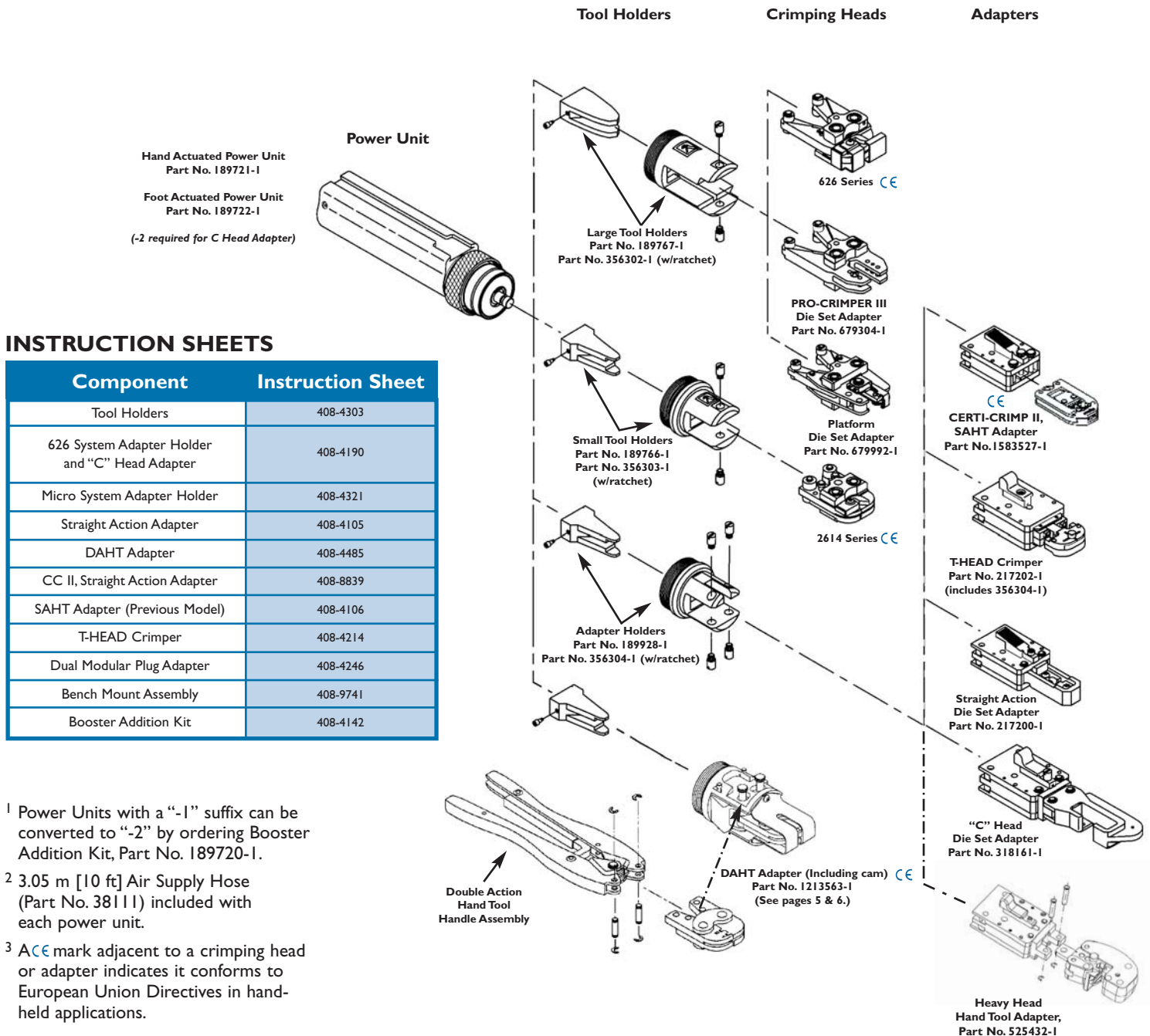
For drawings or technical data, contact your TE Connectivity sales engineer or call the Technical Support Center: 1-800-522-6752. Dimensions are in millimeters unless specified otherwise. Values in brackets are English equivalents unless specified otherwise. Specifications subject to change. Consult TE for latest specifications.

# 626 Pneumatic Tool System

## System Configurations and Ordering Information

### 626 Pneumatic Tool System

A basic 626 Pneumatic Tool System requires a power unit, a tool holder, a head assembly, and a die set, when applicable. Tool holder assemblies (i.e., tool holder and cam) accept the crimping heads, adapters, and die sets listed on pages 6 through 7.



### INSTRUCTION SHEETS

Component	Instruction Sheet
Tool Holders	408-4303
626 System Adapter Holder and "C" Head Adapter	408-4190
Micro System Adapter Holder	408-4321
Straight Action Adapter	408-4105
DAHT Adapter	408-4485
CC II, Straight Action Adapter	408-8839
SAHT Adapter (Previous Model)	408-4106
T-HEAD Crimper	408-4214
Dual Modular Plug Adapter	408-4246
Bench Mount Assembly	408-9741
Booster Addition Kit	408-4142

- Power Units with a "-1" suffix can be converted to "-2" by ordering Booster Addition Kit, Part No. 189720-1.
- 3.05 m [10 ft] Air Supply Hose (Part No. 38111) included with each power unit.
- CE mark adjacent to a crimping head or adapter indicates it conforms to European Union Directives in hand-held applications.

#### Need More Information?

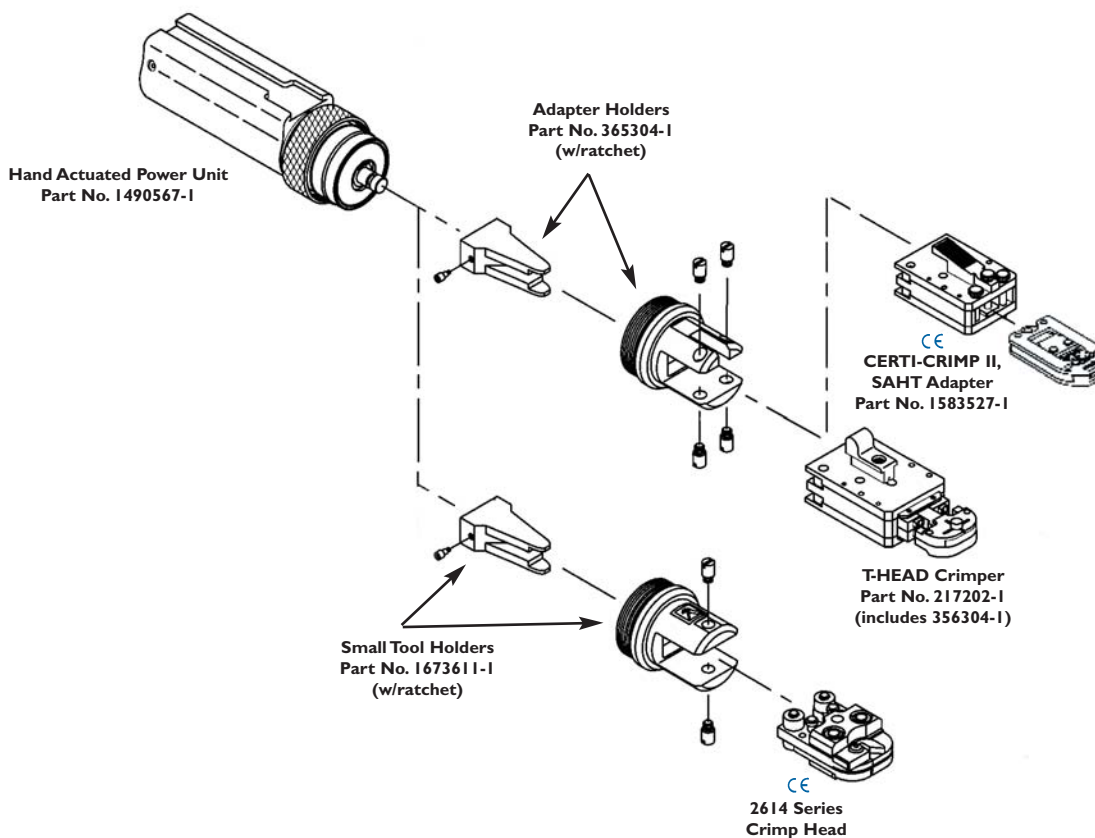
For information about tooling, call 888-777-5917 or 717-810-2080 or e-mail [toolingsales@te.com](mailto:toolingsales@te.com).

For drawings or technical data, contact your TE Connectivity sales engineer or call the Technical Support Center: 1-800-522-6752. Dimensions are in millimeters unless specified otherwise. Values in brackets are English equivalents unless specified otherwise. Specifications subject to change. Consult TE for latest specifications.

## System Configurations and Ordering Information

### Micro Pneumatic Tool System

A basic Micro Pneumatic Tool System requires a power unit, a tool holder, a head assembly, and a die set, when applicable. Tool holder assemblies (i.e., tool holder and cam) accept the crimping heads, adapters, and die sets listed on pages 7 and 8.



Note: ACE mark adjacent to a crimping head or adapter indicates it conforms to European Union Directives in hand-held applications.

Need More Information?

For information about tooling, call 888-777-5917 or 717-810-2080 or e-mail [toolingsales@te.com](mailto:toolingsales@te.com).

For drawings or technical data, contact your TE Connectivity sales engineer or call the Technical Support Center: 1-800-522-6752. Dimensions are in millimeters unless specified otherwise. Values in brackets are English equivalents unless specified otherwise. Specifications subject to change. Consult TE for latest specifications.

# 626 Pneumatic Tool System

## 626 System Crimping Heads and Die Sets



**Crimping Heads for  
Large Tool Holders**

### 626 SYSTEM CRIMPING HEADS AND DIE SETS

Wire Size Range	Wire Size Range		Crimping Head Part Number	Instruction Sheet Number	Die Set Part Number		
	AWG	mm <sup>2</sup>					
PIDG FASTON Receptacles (P/N Series 6409 Only)	22-18	0.3-0.9	679305-1† (TETRA-CRIMP)	408-4099	—		
	16-14	1.3-2					
	12-10	3-6					
PIDG Terminals and Splices, PLASTI-GRIP Terminals	22-16	0.3-1.3					
	16-14	1.3-2					
	12-10	3-6					
PIDG Terminals and Splices, PLASTI-GRIP Terminals	16-14 HD, 12-10	1.3-2 HD, 3-6	679300-1 ☺☺	408-4071	—		
PLASTI-STRIP Terminals, Ultra-Fast Plus FASTON Receptacles	22-18	0.3-0.9	679992-1††	408-4098	58079-3		
	16-14	1.3-2			58080-3		
Ultra-Fast FASTON Tabs and Receptacles	22-18	0.3-0.9					90390-3
	16-14	1.3-2					90391-3
SOLISTRAND Uninsulated Terminals and Splices	22-10	0.3-6	679301-1 ☺☺	408-4072	—		
	8	8	1338757-1 ☺☺				
	6	13	1338758-1 ☺☺				
Adapter for PRO-CRIMPER III Die Sets	—	—	679304-1	408-4070	Request Catalog 82276 for a listing of over 75 die sets.		
Closed End Splices (Insulated)	ECV 18-8	0.9-8	189896-1 ☺☺	408-4111	—		
	CES 18-10	0.9-6	189466-1 ☺☺	408-4175			
STRATO-THERM Terminals and Splices	22-10	0.3-6	217206-1 ☺☺	408-4110	—		
COPALUM Terminals and Splices	16-14	1.3-2	189447-1 ☺☺	408-9989	—		
	12-10	3-6	189444-1 ☺☺				
	8	8	1320369-1 ◆☺☺				
TERMINYL Terminals	8	8	904395-1 ☺☺	408-4451	—		
TERMI-FOIL Barrel Terminals, Strip Tap Terminals and Splices	8	8	217923-1 ☺☺	408-4171	305956-3 (0.016 [0.40] Max. Foil Thk.)		
					305956-8 (0.030 [0.75] Max. Foil Thk.)		

† Equivalent to TETRA-CRIMP Hand Tool Part No. 59824-1; die set is NOT interchangeable.

†† Uses same die sets as Platform Die Hand Tool Part No. 58078-3.

◆ Requires Hand Actuated Power Unit Part No. 189721-2 or Foot Actuated Power Unit Part No. 189722-2.

#### Need More Information?

For information about tooling, call 888-777-5917 or 717-810-2080  
or e-mail [toolingsales@te.com](mailto:toolingsales@te.com).

For drawings or technical data, contact your TE Connectivity sales engineer or call the Technical Support Center: 1-800-522-6752. Dimensions are in millimeters unless specified otherwise. Values in brackets are English equivalents unless specified otherwise. Specifications subject to change. Consult TE for latest specifications.

## 626 System Crimping Heads and Die Sets



**Crimping Heads for Small Tool Holders**

Crimping Heads and Die Sets for Small Tool Holders				
Products Applied	Wire Size Range		Crimping Head Part Number	Instruction Sheet Number
	AWG	mm <sup>2</sup>		
Closed End Splices (Insulated)	22-14	0.3-2	354422-1 CE	408-9893
	EC 22-10	0.3-6	354422-2 CE	408-9906
	VS 22-16	0.3-1.3	217205-1 CE	408-9761
PLASTI-GRIP Butt Splices	22-16	0.3-1.3	314868-1 CE	408-9775
	16-14	1.3-2	314869-1 CE	
PIDG Terminals and Splices and PLASTI-GRIP Terminals	22-16	0.3-1.3	314270-3 CE	408-9586
	16-14	1.3-2	314269-1 CE	
SOLISTRAND Uninsulated Terminals and Splices	22-16	0.3-1.3	314516-1 CE	408-9285
	16-14	1.3-2	314517-1 CE	
	14-12	2-3	314518-1 CE	
	22-10	0.3-6	189989-1	

## Micro Pneumatic Crimping Heads

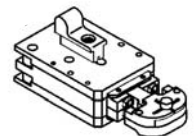
Double Action Crimping Heads			
Products Applied	Wire Size Range		Crimping Head Part Number
	AWG	mm <sup>2</sup>	
PLASTI-GRIP Butt Splices	22-16	0.3-1.3	314868-1
	16-14	1.3-2	314869-1
PIDG Terminals and Splices and PLASTI-GRIP Terminals	22-16	0.3-1.3	314270-3
	16-14	1.3-2	314269-1
SOLISTRAND Uninsulated Terminals and Splices	22-16	0.3-1.3	314516-1
	16-14	1.3-2	314517-1
	14-12	2-3	314518-1
SOLISTRAND Uninsulated Terminals and Splices	22-16	0.3-1.3	189989-1
	16-14	1.3-2	
	14-12	2-3	

T-HEAD Crimper			
Products Applied	Wire Size Range		T-HEAD Assembly
	AWG	mm <sup>2</sup>	
PIDG Terminals & Splices	22-16	0.3-1.25	217202-1
PLASTI-GRIP Terminals	16-14	1.25-2	



### T-HEAD Crimper

Part No. 217202-1

Used to apply 22-14 AWG [0.3-2 mm<sup>2</sup>] PIDG Terminals and Splices and PLASTI-GRIP Terminals. (Equivalent to T-HEAD Hand Tool Part Nos. 59170 and 59250.)



## Micro System Crimping Heads

CERTI-CRIMP II, Straight Action (SAHT) Adapter Crimping Heads					
Products Applied		Wire Size Range		SAHT	
Connector/Terminal	Style	AWG	mm <sup>2</sup>	 Tool Assembly*	 Head Only
AMPLIMITE D-Sub. Connectors	Size 20 DF Contacts	28-24	0.08-0.2	91503-1	91503-3
		24-20	0.2-0.5		
	Size 22 DF Contacts	28-22	0.08-0.3	91520-1	91520-3
AMPMODU Connectors	Mod. IV Contacts	26-22	0.12-0.3	91517-1	91517-3
		24-20	0.2-0.5	91516-1	91516-3
	Locking Clip Contacts	26-22	0.12-0.3	91533-1	91533-3
	MTE & Tandem Spring Contacts	32-28	0.03-0.08	91543-1	91543-3
		26-22	0.12-0.3	91531-1	91531-3
	Short Point Contacts	32-22	0.03-0.3	91518-1	91518-3
24-20		0.2-0.5	91551-1	91551-3	
CPC Connectors M series Connectors	Type II Contacts	28-24	0.08-0.2	91539-1	91539-3
		24-20	0.2-0.5		
		18-14	0.8-2		
	Type III+ Contacts	26-24	0.12-0.2	91515-1	91515-3
		24-20	0.2-0.5		
		24-20	0.2-0.5	91523-1	91523-3
		18-16	0.8-1.25		
		24-20	0.2-0.5		
		18-16	0.8-1.25	91505-1	91505-3
		18-14	0.8-2		
Commercial Contacts	30-22	0.05-0.3	91515-1	91515-3	
	24-18	0.2-0.8	91512-1	91512-3	
	20-14	0.5-2	91504-1	91504-3	
MATE-N-LOK Connectors	Universal & Universal II Contacts	24-18	0.2-0.8	91510-1	91510-3
		20-14	0.5-2	91500-1	91500-3
		20-18	0.5-0.8	91508-1	91508-3
		16-14	1.25-2	91506-1	91506-3
	Mini-Universal	20-16	0.5-1.25	91536-1	91536-3
	Mini-Universal II Contacts	26-22	0.12-0.3	91529-1	91529-3
		22-18	0.3-0.8	91522-1	91522-3
		20-16	0.5-1.25	91594-1	91594-3
		MR Connectors	Contacts	26-18	0.12-0.8

\* Head may be disassembled from tool assembly.

Disclaimer: While TE Connectivity has made every reasonable effort to ensure the accuracy of the information in this catalog, TE does not guarantee that it is error-free, nor does TE make any other representation, warranty or guarantee that the information is accurate, correct, reliable or current.

TE reserves the right to make any adjustments to the information contained herein at any time without notice. TE expressly disclaims all implied warranties regarding the information contained herein, including, but not limited to, any implied warranties of merchantability or fitness for a particular purpose. The dimensions in this catalog are for reference purposes only and are subject to change without notice. Specifications are subject to change without notice. Consult TE for the latest dimensions and design specifications.

[tooling.te.com](http://tooling.te.com)

[tooling.te.com/europe](http://tooling.te.com/europe)

Catalog 124208 / 03-11 / Application Tooling

© 2011 Tyco Electronics Corp. All Rights Reserved. AMPLIMITE, AMPMODU, CERTI-CRIMP, FASTON, MATE-N-LOK, PIDG, PLASTI-GRIP, PROCRIMPER, SOLISTRAND, T-HEAD, TE Connectivity and TE Connectivity (logo) are trademarks..

Tyco Electronics Corporation, Harrisburg, PA 17105, Phone: 888-777-5917 or 717-810-2080; email: [toolingsales@te.com](mailto:toolingsales@te.com)

