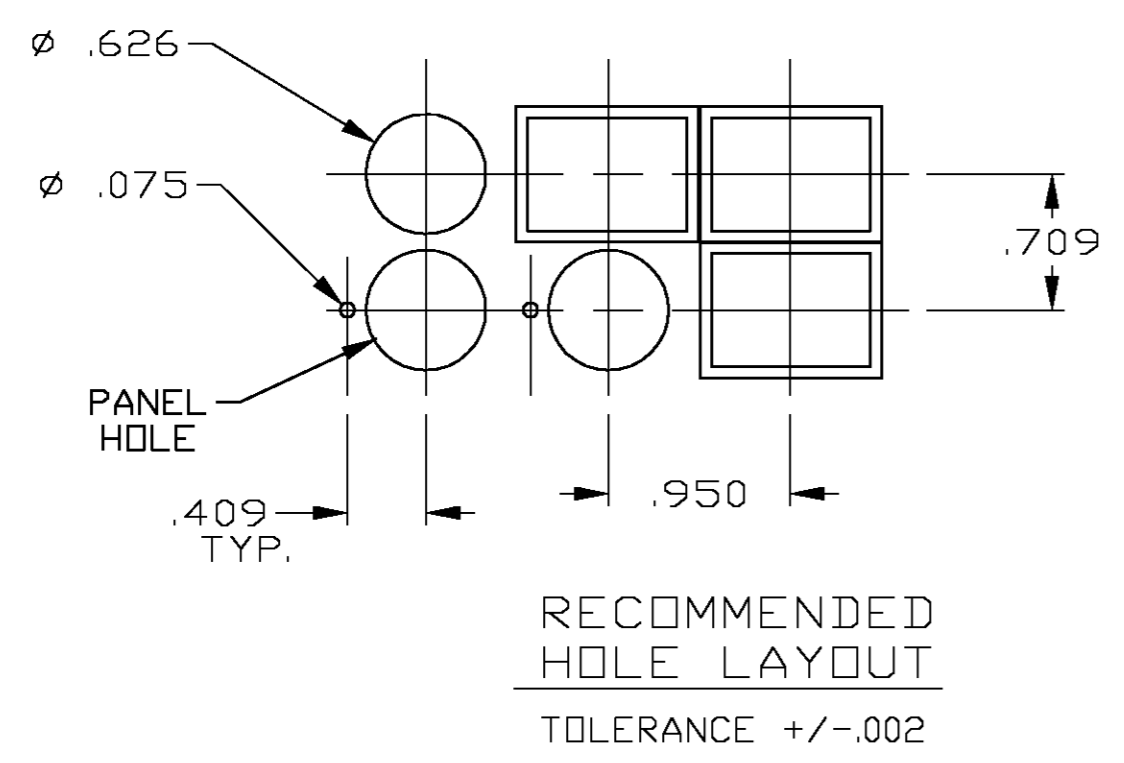
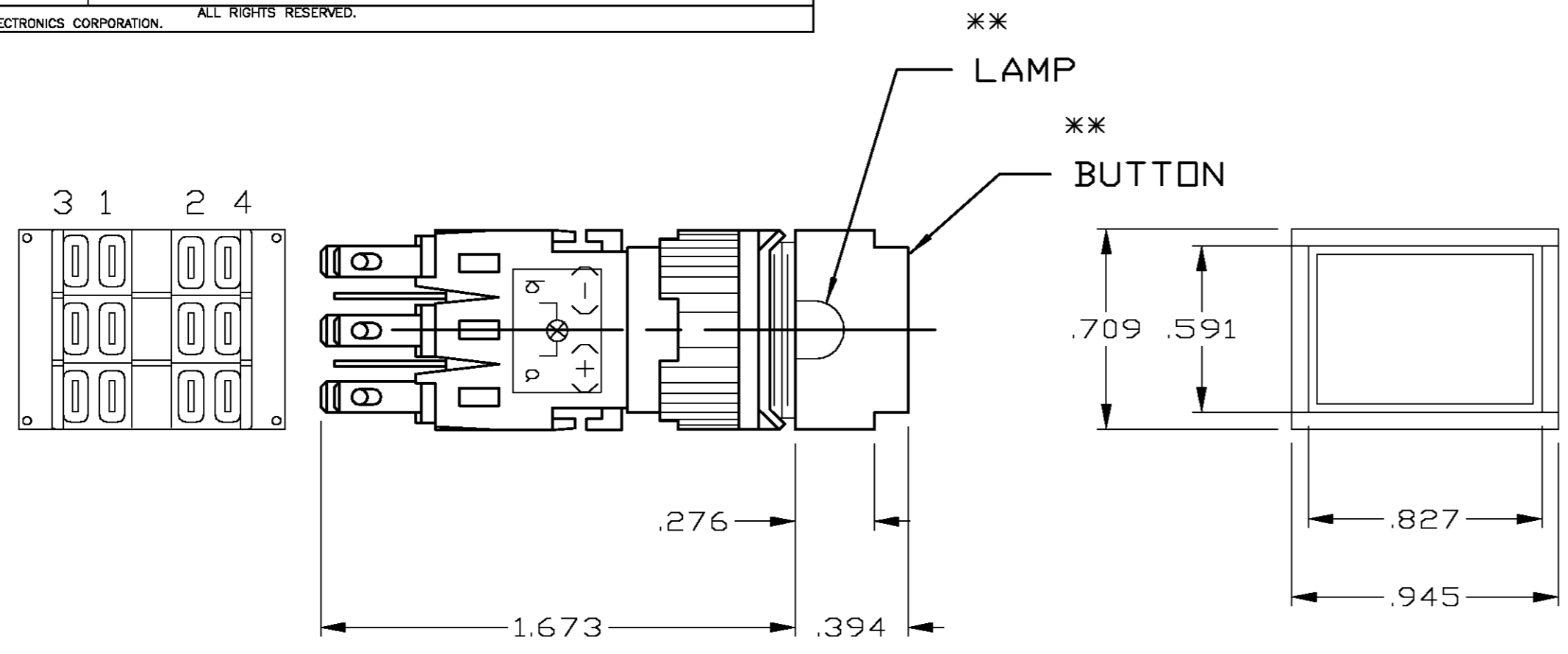


THIS DRAWING IS UNPUBLISHED. RELEASED FOR PUBLICATION
 © COPYRIGHT BY TYCO ELECTRONICS CORPORATION. ALL RIGHTS RESERVED.

LOC	DIST	REVISIONS					
AD	00	P	LTR	DESCRIPTION	DATE	DWN	APVD
		A		OG3C-0197-03	25APR03	TK	MZ



SPECIFICATIONS:

MATERIALS:
 MOVING CONTACT: COPPER ALLOY, GOLD PLATE OVER SILVER CLAD.
 FIXED CONTACT: COPPER ALLOY, GOLD PLATE OVER SILVER CLAD.

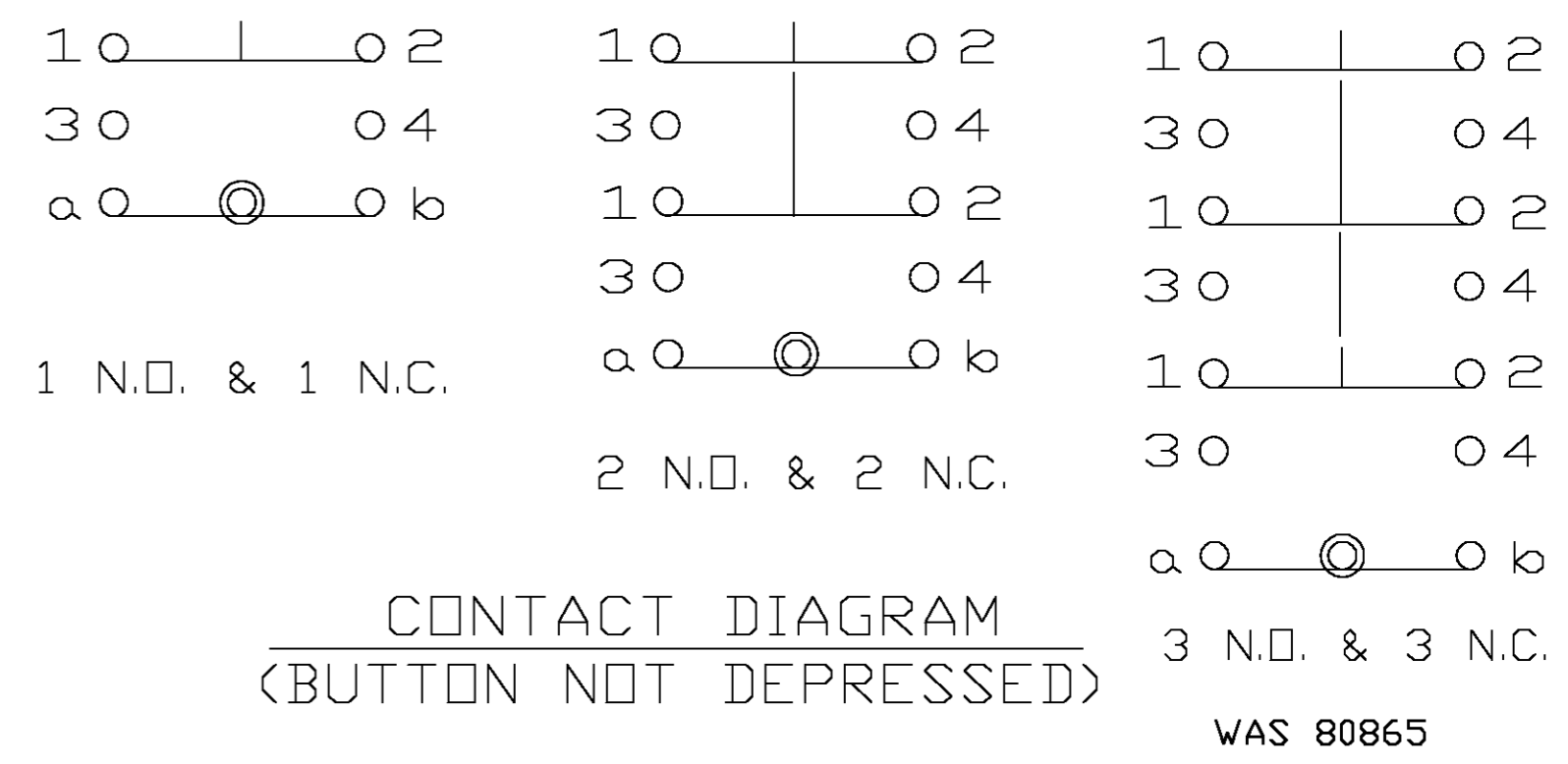
ELECTRICAL:
 CONTACT RATING: .04VA @ 20VDC OR PEAK AC.
 5 AMPS @ 250VAC OR 24VDC (RESISTIVE).
 INITIAL CONTACT RESISTANCE: 20 MILLIOHMS MAX.
 INSULATION RESISTANCE: 100 MEGOHMS MINIMUM.
 DIELECTRIC STRENGTH: 1500 VOLTS RMS @ SEA LEVEL.
 LIFE EXPECTANCY: 100,000 CYCLES.

ENVIRONMENTAL:
 OPERATING TEMPERATURE: -4°F TO +122°F (-20°C TO +50°C)
 STORAGE TEMPERATURE: -4°F TO +122°F (-20°C TO +50°C)

NOTES:

- INTERPRET DRAWING PER ASME Y14.5M-1994.
 - OILTIGHT MODELS MEET NEMA 1, 12, 13 REQUIREMENTS.
 - UL RECOGNIZED E-51302.
 - PANEL THICKNESS: NON-OILTIGHT = 0.230 MAX. OILTIGHT = 0.210 MAX.
- ** ORDER BUTTON AND LAMP SEPARATELY: SEE DWG NO. 80810 & 80811
- 5 THE PLATINGS CONTAINED IN THIS PART SHALL CONTAIN NO LEAD.
- 6 PRELIMINARY PART

5	1571545-5		165TL511	1 N.O. & N.C.	PUSH ON/PUSH OFF
5	1571545-4		165TL11	1 N.O. & N.C.	MOMENTARY
5	1571545-3	164TL522		2 N.O. & N.C.	PUSH ON/PUSH OFF
5	1571545-2	164TL22		2 N.O. & N.C.	MOMENTARY
5	1571545-1	164TL11		1 N.O. & N.C.	MOMENTARY
	5-1437569-8		165TL533	3 N.O. & N.C.	PUSH ON/PUSH OFF
	5-1437569-7		165TL522	2 N.O. & N.C.	PUSH ON/PUSH OFF
	5-1437569-6		165TL511	1 N.O. & N.C.	PUSH ON/PUSH OFF
			165TL33	3 N.O. & N.C.	MOMENTARY
	5-1437569-5		165TL22	2 N.O. & N.C.	MOMENTARY
	5-1437569-4		165TL11	1 N.O. & N.C.	MOMENTARY
	147521-1		165TL	-	MOMENTARY
	4-1437569-0	164TL533		3 N.O. & N.C.	PUSH ON/PUSH OFF
	3-1437569-9	164TL522		2 N.O. & N.C.	PUSH ON/PUSH OFF
	3-1437569-8	164TL511		1 N.O. & N.C.	PUSH ON/PUSH OFF
	3-1437569-7	164TL5		-	PUSH ON/PUSH OFF
	3-1437569-6	164TL33		3 N.O. & N.C.	MOMENTARY
	3-1437569-5	164TL22		2 N.O. & N.C.	MOMENTARY
	3-1437569-4	164TL11		1 N.O. & N.C.	MOMENTARY
	3-1437569-3	164TL		-	MOMENTARY
	TYCO PART No.	MODEL NON OILTIGHT	MODEL OILTIGHT	CONTACTS	ACTION



CONTACT DIAGRAM
 (BUTTON NOT DEPRESSED)

THIS DRAWING IS A CONTROLLED DOCUMENT.		DWN LM 2-23-89	Tyco Electronics Corporation Harrisburg, Pa	
DIMENSIONS: INCHES		CHK TH 3-22-89	NAME 164/165 TL SERIES ILLUMINATED PUSHBUTTON	
TOLERANCES UNLESS OTHERWISE SPECIFIED:		APVD CF 3-22-89	SIZE CAGE CODE DRAWING NO RESTRICTED TO	
0 PLC ± -		PRODUCT SPEC	A2 00779 C=3-1437569-4	
1 PLC ± -		APPLICATION SPEC	SCALE NTS SHEET 1 OF 1 REV A	
2 PLC ± -		WEIGHT		
3 PLC ± .010		CUSTOMER DRAWING		
4 PLC ± -				
ANGLES ± -				
FINISH				

3-1437569-4