VUE ISOMETRIQUE / ECHELLE 1:1
ISOMETRIC VIEW / SCALE 1:1

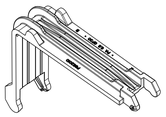

NOTA :
1 - CAHIER DES CHARGES FCI : FE PS 12 006
- CLASSE DE TEMPERATURE DU CONNECTEUR : -40°C ; +125°C
- CLASSE DE VIBRATION : PROFIL SUR CAISSE (3.9G RMS / DE 5 A 1000HZ)
3 - CONDITIONNEMENT : FE PA 12-007
4 - DOSSIER DE MISE EN OEUVRE : PU158
5 - CE PLAN EST UN EXTRAIT DES PLANS DE DEFINITIONS
ON FERA REFERENCE POUR TOUT LITIGE AUX PLANS DE DEFINITIONS
6 - EFFORT NECESSAIRE AU CLIPAGE : 20N MINI A 50N MAXI
7 - FORCE DE RETENTION DU CLAMP (SUR 1 CHARNIERE SEULEMENT) 20N MINI

NOTE :
1 - FCI PRODUCT SPECIFICATIONS : FE PS 12 006
- TEMPERATURE CLASS OF THE CONNECTOR : -40°C ; +125°C
- VIBRATION CLASS : BODY PROFIL (3.9G RMS / FROM 5 TO 1000HZ)
3 - PACKAGING : FE PA 12-007
4 - HANDLING MANUAL : PU158
5 - THIS DRAWING IS AN EXTRACT OF THE DETAILS DRAWINGS
IN CASE OF CONFLICT REFERED TO IT
6 - EFFORT NECESSARY FOR CLIPPING : 20N MINI TO 50N MAXI
7 - CLAMP RETENTION FORCE (ON 1 HINGE ONLY) 20N MINI

DIMENSIONS SOUMISES A CAPABILITE
CAPABILITY DIMENSIONS

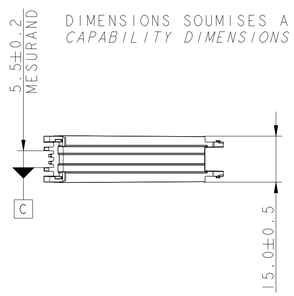

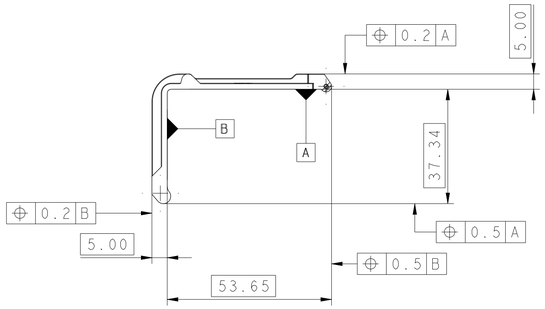

PRODUITS ASSOCIES (POUR INFORMATION) *ASSOCIATED PARTS (FOR INFORMATION)*	
	REFERENCE FCI *FCI PART-N°*
PORTE-CLIPS 2V RCS890 CODE1 *2W RCS890 KEY1 FEMALE CONNECTOR*	F922210

REFERENCE FCI *FCI PART NUMBER*	COULEUR JOINT *SEAL COLOR*	MATIERE JOINT *SEAL MATERIAL*	POIDS *MASS*
F852010	NOIR *BLACK*	PA 6.6 GF30	0.005 kg±10%

-	-	-
	-	-
	-	-
	-	-
	-	FIRST RELEASE

ECN NO. / *NUMERO ECN* — POSITION / *POSITION* — CHANGE DESCRIPTION / *MODIFICATION*

PRODUCT SPEC. / *SPECIF. PRODUIT*: -
PACKAGING SPEC. / *SPECIF. EMBALAGE*: -
APPLICATION SPEC. / *SPECIF. APPLICATION*: -

THIS DRAWING AND ALL OTHER INFORMATION CONTAINED THEREIN IS PROPRIETARY AND THE PROPERTY OF FCI. This drawing may not be copied, reproduced or disclosed to any third party without the expressed written permission of FCI.
© FCI April 1999

CE PLAN ET LES INFORMATIONS CONTENUES DANS CE PLAN SONT PROPRIETAIRES ET LA PROPRIETE DE FCI. Ce plan ne peut être copié, reproduit ou transmis sans l'autorisation expresse et écrite de FCI.
© FCI April 1999

TOLERANCES / *TOLERANCES*: ±0.1 ±2° -
COUNTERPART N° / *CONTRE PARTIE N°*: SEE TABLE
DO NOT MEASURE DRAWING / *NE PAS PRENDRE DE COTES*
MATERIAL / *MATIERE*: SEE TABLE -
SURFACE FINISH / *ETAT DE SURFACE*: - - -
COLOUR / *COULEUR*: BLACK
TOOL NO. / *OUTIL N°*: -
ECO Loc. Code / *CODE B.E.*: FE
ISO PROJECTION / *PROJECTION ISO*
DIMENSION IN MILLIMETERS / *DIMENSIONS EN MILLIMETRES*
CAD SYSTEM: pro / eng.
DWG SIZE / *FORMAT*: A1

	DATE	NAME / *NOM*
CREATED BY / *CREE PAR*	2012/02/16	Jean HEPHEGNE
MODIFIED BY / *MODIF. PAR*	2012/02/24	F BELLIARD
CHECKED BY / *VERIF. PAR*	2012/03/27	Jean HEPHEGNE
APPROVED BY / *APPR. PAR*	2012/03/28	Frederic MENEZ

TITLE / *DESIGNATION*: CLAMP
PROJECT / *PROJET*: 2W RCS890 POWER CONNECTOR
ESR NO. / *NUMERO ESR*: EU-11 00 03
CAT. NO. / *NUMERO CAT.*: -
DOCUMENT UNDER PDS CONTROL / *DOCUMENT GERE SOUS P.D.S.*
NO MODIFICATION ALLOWED OUTSIDE / *PAS DE MODIFICATION EN DEHORS*
FILE NAME / *NOM DE FICHIER*: PCC0773524

DRAWING NUMBER / *REF. PLAN*: PCC0773524
REV. / *IND.*: A
STATE / *ETAT*: SERIAL RELEASED
PART NUMBER / *REF. ARTICLE*: F852010
REV. / *IND.*: B
APPROVAL LEVEL / *NIV. D'APPROBATION*: -
SHEET / *FEUILLE*: 1 of / *sur* 1
SCALE / *ECH.*: 1:1

EUR C04 112 F29