

# 5500 Lit Rocker Switches - Single Pole 16A 250Vac



- ▶ Standard rocker switch
- ▶ Illuminated
- ▶ Choice of switching circuits
- ▶ Choice of bezel styles
- ▶ Choice of panel cut outs
- ▶ Matching indicator
- ▶ Single pole
- ▶ Splashproof option
- ▶ Bezel size 'A' style 30.2 x 14.0



16(4)A 250Vac T85  
10(3)A 250Vac T100, (12A 250Vac T125 for P rocker only)



UL CSA 15A 250Vac, CSA 16A Non Ind 250Vac  
UL CSA 250Vac 1hp, 125Vac 1/2hp  
UL 85°C, file E45221, CSA file LR10990



Inrush 24A to EN61058-1 & 20A 28Vdc



RoHS compliant

μ contact gap.

Technical data on pages 4 & 5 (switches), 66 (indicators).

For Twin units repeat the order details for both the left and right sides.

NON-LIT		LIT		
<b>B</b> BLACK	<b>B</b> BLACK	<b>A</b> AMBER		
<b>R</b> RED	<b>R</b> RED	<b>C</b> CLEAR	<b>2</b> 125V NEON	
<b>W</b> WHITE	<b>W</b> WHITE	<b>G</b> GREEN	<b>3</b> 250V NEON	
		<b>R</b> RED	<b>7</b> 12V INCANDESCENT	

**C 5503 A L B R 2 602W**

## ORDER FORMAT

TERMINAL CODE    FUNCTION CODE    ROCKER CODE    BODY CODE    BODY COLOR    ROCKER COLOR    LAMP VOLTAGE (if required)    LEGEND & OPTIONS

TERMINAL	FUNCTION		ROCKER
<b>C</b>  6.3 x 0.8	Approvals & ratings vary with function ON OFF Switches - ON when pressed over terminal 3 		<b>A</b> Softline (Matt only)  Lit  Lit
<b>H</b>  4.8 x 0.8	<b>5503</b> μ preferred option	ON - OFF Lit Switched neutral 	<b>P</b> Lit window (Matt only)  Lit  Lit
<b>T</b>  02.1 Solder	<b>5508</b> μ for special applications	ON - OFF Lit Unswitched neutral 	 Lit  Lit



C5503AL



C5500AL



C5503PL



C5503/5430AL

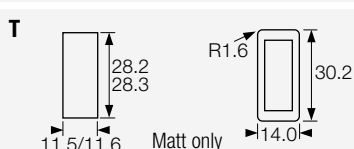
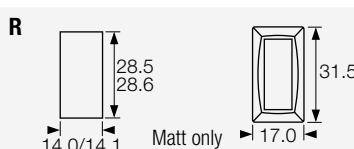
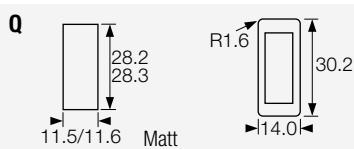
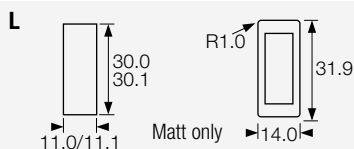
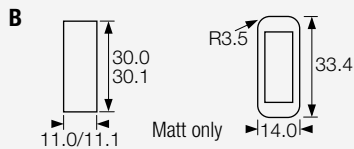
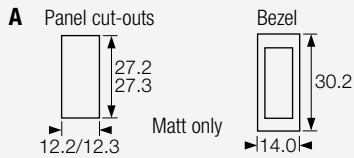


C5503/5503AL



C5503/5503PL

**BODY**



Cut-outs must be punched in the direction of insertion

**OPTIONS**

**Finish** Matt is standard

**Color** Call factory for custom colors  
A full range is available for large orders

**Legend printing** Select from the examples or call factory for custom legends

**Lamp voltage** Call factory for details

**Hole blanking plugs A0434 (SP) A0494 (DP)**  
Dummy units to fill unused panel holes

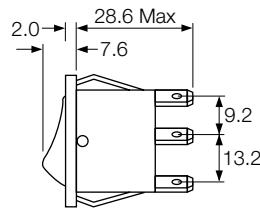
**Protective covers** (designed to IP65)  
Snap on to A, L, Q or T bodies.  
(add G74 suffix for single & G72 for double pole).  
This reduces panel thickness by 1mm.



Panel sealing washers W46 (Single Pole) and W42 (Double Pole) are available for these body types but reduce panel thickness by a further 0.8mm.

For all options call the factory

**DIMENSIONS (mm)**



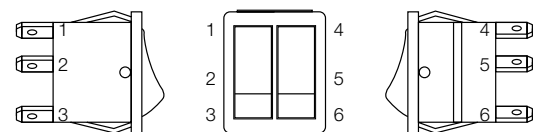
Terminal spacing - Poles 10.8 between centres (twin units)

**Panel thickness**

<b>A,Q</b>	0.75 to 3.3mm
<b>L,B,T</b>	0.75 to 2.5mm
<b>R</b>	0.75 to 3.0mm

**Twin units**

Two single switches or a switch and an indicator light can be assembled side by side in one double pole body.  
For 5500 range panel cut-out details (L, B and T) call factory.



For twin units the first set of order format details refer to the left hand unit, when looking at the front of the assembly.  
(This has terminal numbers 1, 2 & 3)

**Examples of our range of legend printing**

( ) is legend color B-Black, W-White, R-Red



602(W)



3064(W)



706(W)