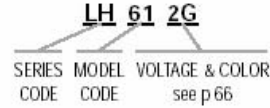































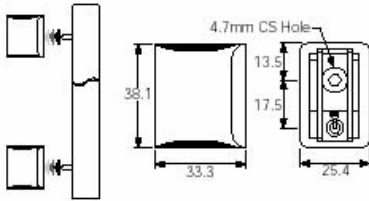


# Low Voltage Lampholders

approvals not applicable to LH series



## ORDER FORMAT

SERIES	MODEL	TERM	VOLTAGE & COLOR see p66		
<b>LH Lampholder</b> Midget screw 6, 12, 24V bulbs, up to 50 volts only	<b>61</b> 	<b>T</b> 	 9.5  0.9-1.14  85 C		 Ø12.7
<b>LH Lampholder</b> T2 Bayonet 6, 12, 24V bulbs, up to 50 volts only	<b>67</b> Chrome or matt black bezel 	<b>C</b> 	 12.7  1.14max  85 C		 Ø16.0
<b>LH Lampholder</b> Midget screw or T1 3/4 Midget Flange 6, 12, 24V bulbs, up to 50 volts only	<b>A62 is Midget Flange</b> Chrome bezel  <b>A63 is Midget Screw</b> Chrome bezel	<b>T</b> 	 12.7  9.6max  85 C		 Ø14.7
<b>LH Lampholder</b> Midget screw or T1 3/4 Midget Flange 6, 12, 24V bulbs, up to 50 volts only	<b>M62 is Midget Flange</b>  <b>M63 is Midget Screw</b>	<b>T</b> 	 12.7  9.6max  85 C		 Ø14.7
<b>LH Lampholder</b> For use in pairs with phillinea lamp	<b>95</b> 	<b>S</b> 	 85 C		Paired Architectural lampholders with phillinea lamp

# Technical & Order Information - Indicators

The majority of Arcoelectric indicator lights can be supplied with alternative light sources:

## Neon, Fluorescent, Filament lamp or LED.

### NEON and FLUORESCENT LAMPS

#### Colors

Available with Red, Amber, Green or Clear lenses.

#### Maximum striking voltages

Standard brightness types 65Vac 90Vdc.  
High brightness types 85Vac 135Vdc.  
High brightness types are usually fitted.

#### Life

Typically 25,000 hours (Green fluorescent lamps 20,000 hours). (Measured to a point when the light output of the lamp is half its original level.)  
The end of life for a neon lamp is not usually a sudden failure.

#### False signals due to long wiring

It is possible for neon or fluorescent tubes to glow when they should be off. The false signal is caused by the capacitance effect of fairly long wiring to the indicator being adjacent to other live cables. This effect can be prevented in most cases by fitting a 100k resistor across the supply wires close to the indicator assembly.

### MATERIALS

Moulded bodies and bases	Nylon 6.6
Metal bodies and bezels	Chrome plated brass (except #)
Lenses	Polycarbonate
Terminals (most types)	Brass (electro-tin plated)
Terminals (exceptions)	Brass (flash silver* or nickel** plated)
Threaded metal nuts	Brass (nickel plated on 0275/7)
Other fixings	Call factory for details

\* R9, 0061, 0062, 0430, 0480, 1090, 1091, 6030, 7030, 8630, 8580

\*\* # 3130, 3160, 3161, 3221 have nickel plated terminals with steel screws and plated polyamide bezel trims

### SYMBOLS

 Terminals C 6.3, H 4.8, K 2.8	 Wire leads 200mm long Standard	 Solid wires LED only	 Panel hole size	 Panel thickness	 Temperature rating
--	---	---	---	---	--

### FILAMENT LAMPS

#### Colors

Available with Red, Amber, Green, Clear or Blue lenses.

#### LEDs - DC

#### Colors

Red, Yellow, Green, Blue and White.

#### Voltage

Basic voltage 2.0/2.2V. Some items are available with integral resistors for 12V use.  
For details of resistors required for higher voltages, please call the factory.

#### Current

Maximum continuous forward current 20mA.

#### Life

>100,000hrs

#### LEDs - AC

#### Colors

Red, Yellow, Green, Blue and White.

#### Voltage

Rated up to 230V ac, suitable for use at 110V and 230V ac.

#### Current

<3mA

#### Life

>100,000hrs

### TEMPERATURE RATING

Authority	with Terminals	with Wire leads	
		PVC	SILICONE
European	T125°C	T105°C	T125°C
UL	T65/75°C	T65/75°C	

## NL 589 WL 2G

SERIES CODES    MODEL CODES    TERMINAL CODES    LAMP / VOLTAGE / COLOR CODES

## ORDER FORMAT

SERIES CODES	MODEL CODES	TERMINAL CODES	CODES for FL & LH	LAMP TYPE VOLTAGE & COLOR CODES for LE	CODES for NL	
<b>FL</b> Incandescent Lamps	67 81 145 177 180 AA/BB 195 OO/BB 196 233 234 245 273 /LL 275 /C 276 277 278 568 A/B	<b>WL</b> Wire Leads	<b>Incandescent Lamps AC or DC</b> 7A is 12V Amber 7B is 12V Blue 7C is 12V Clear 7G is 12V Green 7R is 12V Red	<b>LEDs DC</b> 3900 is 1.7V Red 3901 is 2.2V Amber 3902 is 2.1V Green  39006 is 6V Red 39016 is 6V Amber 39026 is 6V Green  39007 is 12V Red 39017 is 12V Amber 39027 is 12V Green  39008 is 24V Red 39018 is 24V Amber 39028 is 24V Green	<b>LEDs AC</b> 5A is 125-250V Amber 5B is 125-250V Blue 5C is 125-250V Clear 5G is 125-250V Green 5R is 125-250V Red	<b>Neon Lamps AC or DC</b> 2A is 105-130V Amber 2C is 105-130V Clear 2G is 105-130V Green 2R is 105-130V Red  3A is 250V Amber 3C is 250V Clear 3G is 250V Green 3R is 250V Red
<b>LE</b> LEDs	569 579 581 582 586 589 1041 1045 2950 2951 2760 2820 2821 2870 3130 3160 3161 3221	<b>C</b> 6.3 Tab	<b>8A is 24V Amber</b> 8B is 24V Blue 8C is 24V Clear 8G is 24V Green 8R is 24V Red			
<b>NL</b> Neon Lamps		<b>H</b> 4.8 Tab				
<b>LH</b> Lamp Holders 6, 12, 24V only	61 62 63 67 382 392 692	<b>T</b> Solder				

For LH, if lamp not required, state "COLOR" only