

TDC180

1/4" x 1.0" Fast/medium British plug top fuse



Product features

- 1/4" x 1.0" Fast/medium British plug top fuse
- Patent protected: GB2410626, China No 202010304090.9, No 101308744B
- High breaking capacity
- 240 Vac rated voltage
- Designed to BS1362, IEC60269-3, GB13539.3, GB13539.5
- Ceramic tube fuse
- Nickel plated single end cap construction

Applications

Primary circuit protection:

- British/UK BS1363 plug top commonly used for, but not limited to,
 - Hairdryers
 - Microwaves
 - Blenders
 - Crock pots
 - Kettles
 - Toasters
 - Baby bottle warmers
 - Televisions
 - Computers
 - Lamps

Agency information

- ASTA: 658,
- CCC: 2003010308039745

Ordering

- Use ordering number (see page 6 for details)

Packaging prefixes

- Blank (10 parts in a plastic bag)
- BK- (100 parts in a plastic bag)
- BK1- (1000 parts in plastic bag and box)

Electrical characteristics

I_n	100% Rated Current	160% Rated Current	190% Rated Current
TDC180-1A - 13 A	1000 hours minimum	30 minutes minimum	30 minutes maximum

Product specifications

Part number ⁴	Current rating (A)	Voltage rating (V _{AC})	Interuppting rating ¹ at 50 Hz and rated voltage (A)	Typical DC cold resistance ² (mΩ)	Typical pre-arcing ³ I ² t (A ² s)	Maximum power dissipation (W)	Print color	Agency approvals	
								ASTA	CCC
TDC180-1A	1.0	240	6000	162	0.9	1.0	Black		X
TDC180-2A	2.0	240	6000	86	9.1	1.0	Black	X	X
TDC180-3A	3.0	240	6000	43.5	34.3	1.0	Red	X	X
TDC180-5A	5.0	240	6000	21.3	135	1.0	Black	X	X
TDC180-7A	7.0	240	6000	12.8	114	1.0	Black	X	X
TDC180-10A	10	240	6000	7.4	345	1.0	Black	X	X
TDC180-13A	13	240	6000	4.4	870	1.0	Brown	X	X

1. Breaking Capacity tested at 264 Vac, 50 Hz, Power factor (PF) 0.3-0.4

2. DC cold resistance measured at <10% of rated current at ambient temperature of +20 °C

3. Typical pre-arcing I²t measured at 10I_n and rated voltage

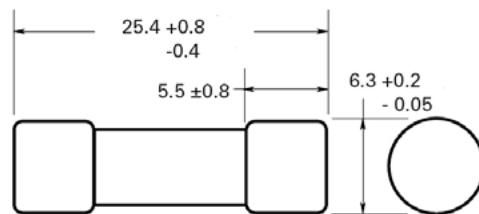
1. Part Number Definition: TDC180-xxA

TDC180 = Product code

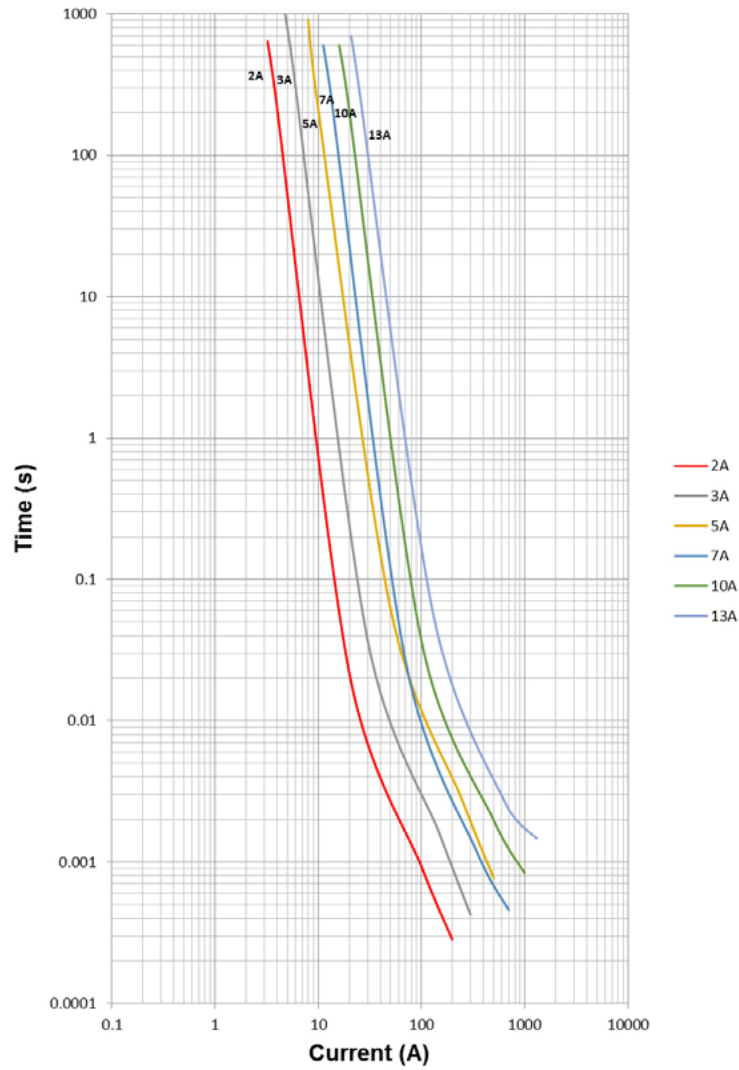
-xx = Ampere rating

-A = Ampere

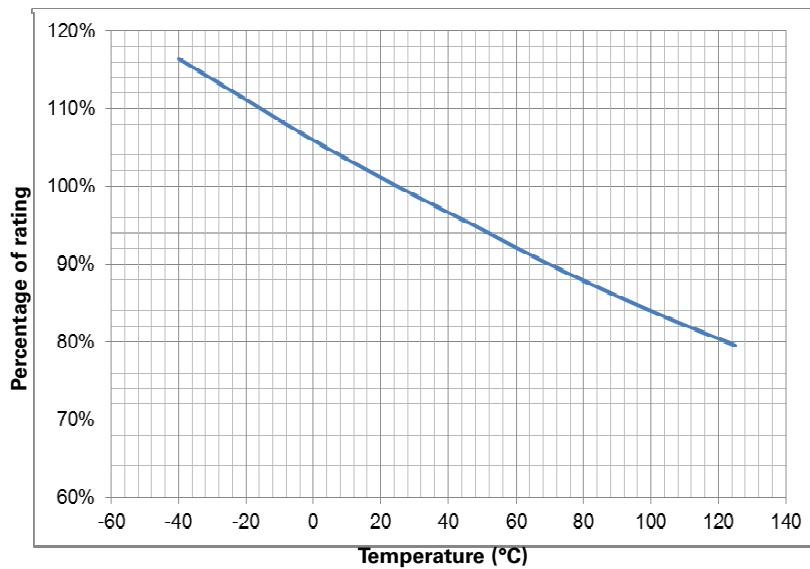
Dimensions—mm



Time vs. current curve



Temperature derating curve



General specifications

Operating ambient temperature: -5 °C to +35 °C

Storage temperature: -5 °C to +35 °C

Temperature inside an enclosure: < 15k of ambient temperature

Altitude: < 2000 feet above sea level

Atmospheric conditions: 50% relative humidity at maximum temperature of +40 °C,

Frequency range: 45 Hz to 62 Hz

Ordering codes

The ordering code is the part number plus adding the packaging prefix.

Packaging suffixes

- Blank (10 parts in a plastic bag)
- BK- (100 parts in a plastic bag)
- BK1- (1000 parts in plastic bag and box)

Ordering codes			
Part number	Blank option	BK- option	BK1- option
TDC180-1A	TDC180-1A	BK-TDC180-1A	BK1-TDC180-1A
TDC180-2A	TDC180-2A	BK-TDC180-2A	BK1-TDC180-2A
TDC180-3A	TDC180-3A	BK-TDC180-3A	BK1-TDC180-3A
TDC180-5A	TDC180-5A	BK-TDC180-5A	BK1-TDC180-5A
TDC180-7A	TDC180-7A	BK-TDC180-7A	BK1-TDC180-7A
TDC180-10A	TDC180-10A	BK-TDC180-10A	BK1-TDC180-10A
TDC180-13A	TDC180-13A	BK-TDC180-13A	BK1-TDC180-13A

Life Support Policy: Eaton does not authorize the use of any of its products for use in life support devices or systems without the express written approval of an officer of the Company. Life support systems are devices which support or sustain life, and whose failure to perform, when properly used in accordance with instructions for use provided in the labeling, can be reasonably expected to result in significant injury to the user.

Eaton reserves the right, without notice, to change design or construction of any products and to discontinue or limit distribution of any products. Eaton also reserves the right to change or update, without notice, any technical information contained in this bulletin.

Eaton
Electronics Division
1000 Eaton Boulevard
Cleveland, OH 44122
United States
Eaton.com/electronics

© 2020 Eaton
All Rights Reserved
Printed in USA
Publication No. 2042 PCN20001
June 2020

Eaton is a registered trademark.

All other trademarks are property
of their respective owners.

Follow us on social media to get the
latest product and support information.

