


Panel Mount Fuseholders

For ¼" × 1¼" and 5mm × 20mm Fuses


HTB Series

Knob and Screwdriver Slot Carriers




- (a) Knob-type carrier interchangeable with all HTB-20, 40, 60 and 80 series holders.
- (b) Screwdriver slot-type carrier interchangeable with all HTB-30, 50 and 90 series holders.

¼" × 1¼" and 5mm × 20mm Fuse Carriers



- All holder bodies have the option of using either ¼" × 1¼" or 5mm × 20mm carriers.
- This feature allows the OEM the flexibility of shipping equipment to international destinations simply by changing the fuse carriers.

High and Low Profile



- The HTB-20 and 30 series are low profile versions minimizing front panel exposure.
- The HTB-40 and 50 series are high profile versions conserving critical, behind-panel space.

Catalog Symbol: HTB

Agency Approvals:

U.L. Recognized, 20A (¾" quick-connect 15A) @ 250V
Guide IZLT2, File E14853

CSA, 16A @ 250V; Screwdriver slot carrier only,
Class 6225-01, File E47235; VDE, 10 A @ 250V (49890);
SEMKO 10A @ 250V (8945092, 9005230).

Electrical Data: Insulation resistance (per IEC 257),
10,000 ohms @ 500 Vdc; contact resistance (per IEC 257),
0.005 ohms max. @ 1A; standoff voltage (per IEC 257),
480V/Mil @ .125 in. thickness.

Temperature Rating (RTI): 130°C

Environmental: Maximum operating temperature
-55°C to 85°C.

Terminals: Tin-plated brass.

Molded Components: High temperature, flame retardant,
thermoplastic; U.L. Component Recognized; 94 VO; mount-
ing nut, spacer-black polycarbonate.

Mounting: Withstands 15 to 20 lbs-ins torque to mounting
nut when mounting fuseholder to panel. Maximum panel
thickness 0.300 inches.

Degree of Protection:

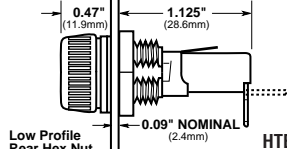
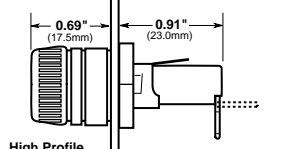

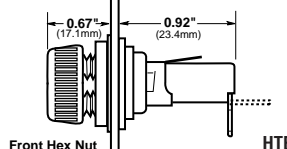
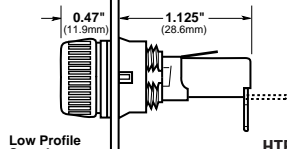
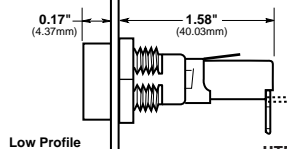
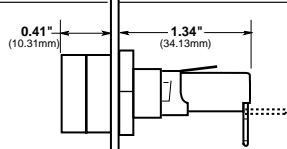
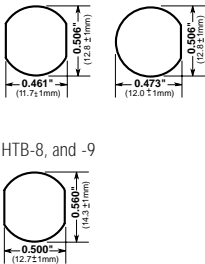
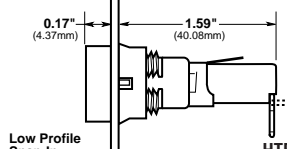

- IEC 529 provides a classification system for the degree of protection of equipment enclosures and associated panel components, with respect to ingress of solid objects and water.
- Finger grip (knob type) and screwdriver slot versions have a rating of IP-40.
- Finger grip versions with the splash proof (SP) option have a rating of IP-67.

Panel Mount Fuseholders

For 1/4" x 1 1/4" and 5mm x 20mm Fuses

HTB Series

Selection Guide and Dimensional Data

	Common Dimensional Data: Length (Knob Type) - 1.69" (42.9mm) Plus In-Line Terminal (Screwdriver Slotted) 1.75" (44.5mm) NOTE: Plus In-Line Terminal	Max. Panel Thickness	Terminal Options				Carrier Options				Mounting Hole Options (Nominal Dimensions)
			Solder/ 3/16" Quick-Connect		1/4" Quick-Connect		1/4" x 1 1/4" ("I" Equals Inches)		5mm x 20mm ("M" Equals Metric)		
			In-Line	Rt. Angle	In-Line	Rt. Angle	Knob	Screwdriver	Knob	Screwdriver	
Knob-Type Carrier	 <p>Low Profile Rear Hex Nut</p> <p>HTB-2</p>	0.30 Inch	HTB-22I	HTB-24I	HTB-26I	HTB-28I	✓	—	—	—	Replacement Parts for HTB-2, -3, -4, -5 and -8
			HTB-22M	HTB-24M	HTB-26M	HTB-28M	—	—	✓	—	
	 <p>High Profile Rear Hex Nut</p> <p>HTB-4</p>	0.125 Inch	HTB-42I	HTB-44I	HTB-46I	HTB-48I	✓	—	—	 <p>1A4287-1 Plastic Nut</p>	
			HTB-42M	HTB-44M	HTB-46M	HTB-48M	—	—	✓		—
	 <p>Front Hex Nut</p> <p>HTB-6</p>	0.30 Inch	HTB-62I	HTB-64I	HTB-66I	HTB-68I	✓	—	—	Replacement Parts for HTB-6	
			HTB-62M	HTB-64M	HTB-66M	HTB-68M	—	—	✓		—
	 <p>Low Profile Snap-In</p> <p>HTB-8</p>	0.125 Inch	HTB-82I	HTB-84I	HTB-86I	HTB-88I	✓	—	—	Common Mounting Hole for: HTB-2, -3, -4, -5, and -6	
			HTB-82M	HTB-84M	HTB-86M	HTB-88M	—	—	✓		—
Screwdriver-Slotted Carrier	 <p>Low Profile Rear Hex Nut</p> <p>HTB-3</p>	0.30 Inch	HTB-32I	HTB-34I	HTB-36I	HTB-38I	—	✓	—	HTB-8, and -9	
			HTB-32M	HTB-34M	HTB-36M	HTB-38M	—	—	—		✓
	 <p>High Profile Rear Hex Nut</p> <p>HTB-5</p>	0.125 Inch	HTB-52I	HTB-54I	HTB-56I	HTB-58I	—	✓	—		
			HTB-52M	HTB-54M	HTB-56M	HTB-58M	—	—	—		✓
	 <p>Low Profile Snap-In</p> <p>HTB-9</p>	0.125 Inch	HTB-92I	HTB-94I	HTB-96I	HTB-98I	—	✓	—		
			HTB-92M	HTB-94M	HTB-96M	HTB-98M	—	—	—		✓

Fuseholders and fuse carriers may be ordered separately.

CE CE logo denotes compliance with European Union Low Voltage Directive (50-1000 Vac, 75-1500 Vdc). Refer to BIF document #8002 or contact Bussmann Application Engineering at 636-527-1270 for more information.

Panel Mount Fuseholders

For 1/4" x 1 1/4" and 5mm x 20mm Fuses

HTB Series

	HTB-				S P
<p>Packaging (Blank) — Std. BK/ — Bulk</p>	<p>Product Symbol</p>	<p>Body Configuration and Mounting Finger Grip Holders 2 — Low Profile (Rear Panel Hex-Nut) 4 — High Profile *6 — (Front Panel Hex-Nut) 8 — Low Profile (Snap-In) Screwdriver Slotted Holders 3 — Low Profile 5 — High Profile 9 — Low Profile (Snap-In)</p>	<p>Rear Terminal Configuration 2 — Solder 3/16" Quick-Connect (In-Line) 4 — Solder 3/16" Quick-Connect (Right Angle) 6 — 1/4" Quick-Connect (In-Line) 8 — 1/4" Quick-Connect (Right Angle)</p>	<p>Fuse Carrier I — 1/4" x 1 1/4" M — 5mm x 20mm</p>	<p>Splash Proof (Optional on -2, -4, -6, and -8)</p>

*Profile varies with panel thickness. Holder installs through rear of panel.

Fuse Carrier Only		
<p>Packaging (Blank) — Std. BK/ — Bulk</p>	<p>Product Symbol FT — Knob Type (For 20, 40, 60, and 80 Series Only) ST — Screwdriver Slotted (For 30, 50, and 90 Series Only)</p>	<p>Fuse Carrier I — 1/4" x 1 1/4" M — 5mm x 20mm</p>

The only controlled copy of this BIF document is the electronic read-only version located on the Bussmann Network Drive. All other copies of this document are by definition uncontrolled. This bulletin is intended to clearly present comprehensive product data and provide technical information that will help the end user with design applications. Bussmann reserves the right, without notice, to change design or construction of any products and to discontinue or limit distribution of any products. Bussmann also reserves the right to change or update, without notice, any technical information contained in this bulletin. Once a product has been selected, it should be tested by the user in all possible applications.