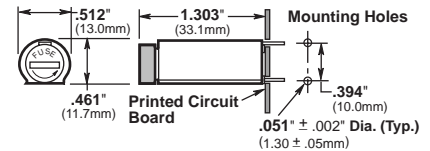


Printed Circuit Board Fuseholders and Fuseblocks For 5mm x 20mm Fuses



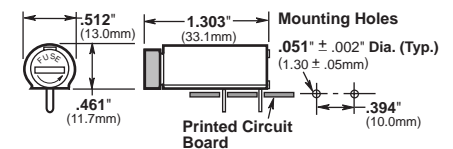
**HTC-45M
PCB Vertical Mount Fuseholder**

250V AC, 6.3A, 2.5W
Bayonet Cap/Carrier
See Specifications below.



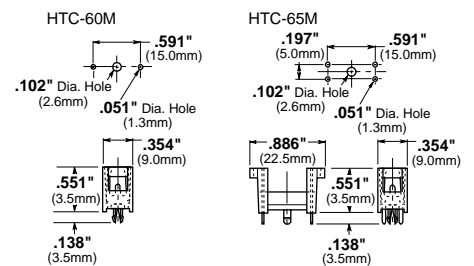
**HTC-50M
PCB Horizontal Mount Fuseholder**

250V AC, 6.3A, 2.5W
Bayonet Cap/Carrier
See Specifications below.




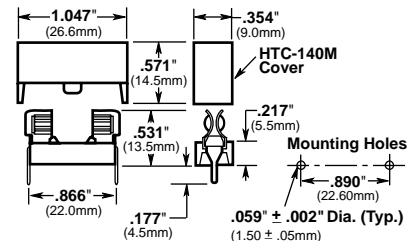
**HTC-60M, HTC-65M
PC Board Mount Fuseholder**

Valox 420 SEO; Bronze
See Specifications below.



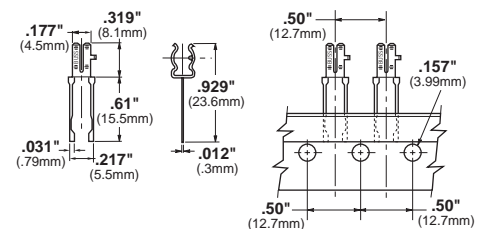
**HTC-15M & HTC-140M
PCB Fuseblock & Snap-On Cover**

250V, 6.3A, 1.6W
See Specifications below.



**HTC-200M
PC Board Mount Fuseclip**

For 5mm diameter fuses
Tape and Fan Fold packed
Tin plated bronze



All tolerances (±0.005", ±0.13mm)

SPECIFICATION DATA

Terminals — Brass, tin plated.

Molded Materials — High temperature thermoplastic that meets the flammability ratings of UL 94-VO (HTC-15M material meets UL94-V1); Glow Wire Test: 960°C per IEC 695-2-1.

Solderability — In accordance with IEC 68-2-20.

Electrical — Contact Resistance: ≤ 10mΩ; Insulation Resistance: ≥ 10MΩ; Dielectric Strength ≥ 2000 VAC.

Shock Safety — PC2 (fuseholders).

Agency Approvals — HTC-45M, HTC-50M U.L. Recognized (Guide IZLT2, File # E14853; 6.3A, 250V; CSA Certified (Class 6225-01, File # 47235; 10A, 250V) Semko: (9226032; 6.3A, 250V) . No Agency Listings on HTC-15M, HTC-200M, HTC-60M and HTC-65M. HTC-140M.

Packaging — Standard Qty 10 (No Prefix), Bulk Qty 100 (Prefix Catalog Number with **BK**). Ammo Pack (HTC-200M) 1000 pieces per box (Prefix Catalog Number **TR**).

Panel Mount Fuseholders

HTC

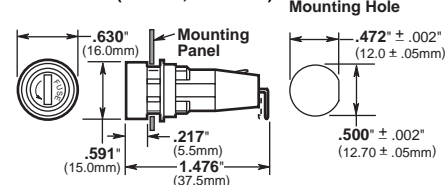
For 5mm x 20mm Fuses



HTC-35M
Panel Mount Fuseholder

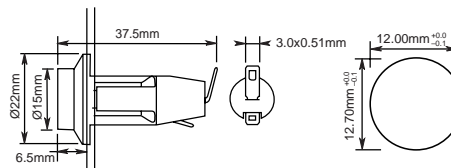
250V, 6.3A, 2.5W
Threaded Cap/Carrier
See Specifications Below

All tolerances ($\pm 0.005"$, $\pm 0.13\text{mm}$)



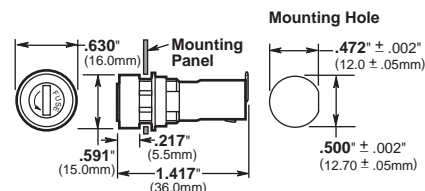
HTC-40M
Panel Mount Fuseholder

250V, 6.3A, 2.5W
Screwdriver slot



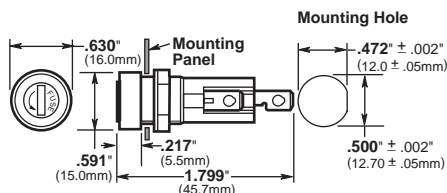
HTC-55M
Panel Mount Fuseholder

250V, 6.3A, 2.5W
Bayonet Cap/Carrier
See Specifications Below



HTC-70M
Panel Mount Fuseholder

250V, 10A, 2.5W
Bayonet Cap/Carrier
See Specifications Below



SPECIFICATION DATA

Terminals — Brass, tin plated, with 3mm HTC-35M, -55M, (4.8mm HTC-70M).

Molded Materials — High temperature thermoplastic that meets the flammability ratings of UL 94-V0; Glow Wire Test: 960°C per IEC 695-2-1.

Solderability — In accordance with IEC 68-2-20.

Agency Approvals— UL Recognized Guide 1ZLT2, File E14852; CSA Certified Class 6225-01, File 47235; SEMKO 9005230

Electrical — Contact Resistance: $\leq 10\text{m}\Omega$; Insulation Resistance: $\geq 10\text{M}\Omega$; Dielectric Strength $\geq 2000\text{ VAC}$.

Shock Safety — PC2 (fuseholders).

Packaging — Standard Qty 10 (No Prefix), Bulk Qty 100 (Prefix Catalog Number with BK). Ammo Pack (HTC-200M) 1000 pieces per box (Prefix Catalog Number TR).

The only controlled copy of this BIF document is the electronic read-only version located on the Bussmann Network Drive. All other copies of this BIF document are by definition uncontrolled. This bulletin is intended to clearly present comprehensive product data and provide technical information that will help the end user with design applications. Bussmann reserves the right, without notice, to change design or construction of any products and to discontinue or limit distribution of any products. Bussmann also reserves the right to change or update, without notice, any technical information contained in this bulletin. Once a product has been selected, it should be tested by the user in all possible applications.