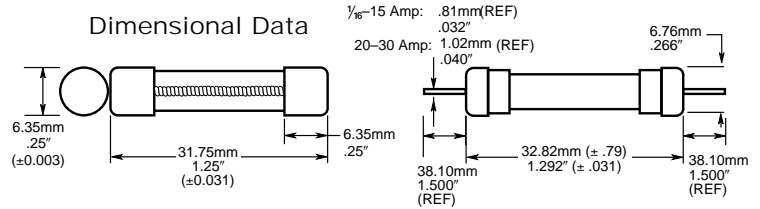


Time-Delay Glass Fuses

For ¼" x 1¼" (6.3mm x 32mm)

MDL
MDL-V



Catalog Symbol: MDL
¼" x 1¼" (3AG)
Time-Delay
Agency Approvals*: U.L./CSA 248-14
Construction: Glass Tube,
Nickel Plated Brass Endcaps

Packaging & Ordering Information:

Package Code	MDL	Product Symbol	V	Lead	(See Table)	Rated Current
Blank 5 in		Blank -no lead		V-Axial lead		
BK/ 100 in						
Weight = .93 lbs/100						

Time-Current Characteristics

Rated Current	Percent of Rating		
	110%	135%	200%
1/16-30	4 hrs. (min)	60 min. (max)	120 sec. (max)

CE logo denotes compliance with European Union Low Voltage Directive (50-1000 Vac, 75-1500 Vdc). Refer to BIF document #8002 or contact Bussmann Application Engineering at 314-527-1270 for more information.

Electrical Characteristics

Rated Current ⁵	Rated Voltage		Interrupting Rating ¹		Pre-arcing I ² t (A ² Sec)		Typical Total Clearing ³ I ² t (A ² Sec)		Typical Voltage Drop ² Volts at 100% Rated Current	Agency* Approvals		
	AC (Max.)	DC ⁶ (Max.)	AC	DC ⁶	AC	DC ⁶	AC	DC ⁶		UL	UR	CSA
1/16	250V	250V	35A	35A	.21	.02	.51	3.59	5.56	•	•	•
1/10	250V	250V	35A	35A	.04	.60	.11	1.31	2.02	•	•	•
1/8	250V	250V	35A	35A	.05	.06	.06	.06	1.68	•	•	•
3/16	250V	250V	35A	35A	.08		.52		1.12	•	•	•
1/4	250V	250V	35A	35A	.08		.68		1.00	•	•	•
1/4	250V	250V	35A	35A	.43	.44	.96	.45	1.02	•	•	•
3/10	250V	250V	35A	35A	.41	.43	1.13	.66	1.48	•	•	•
3/8	250V	250V	35A	35A	.72	.83	1.86	2.00	.85	•	•	•
1/2	250V	250V	35A	35A	1.48	2.02	2.52	2.14	1.26	•	•	•
3/4	250V	250V	35A	35A	3.75	4.25	5.11	4.62	1.01	•	•	•
1	250V	250V	35A	35A	10.24	9.80	12.65	10.25	.98	•	•	•
1 1/4	250V	250V	100A	100A	10.70		21.40		.77	•	•	•
1 1/2	250V	250V	100A	100A	19.10		30.90		.74	•	•	•
2	250V	250V	100A	100A	68.60		79.70		.59	•	•	•
2 1/4	250V	250V	100A	100A	55.40		78.20		.27	•	•	•
2 1/2	250V	250V	100A	100A	63.50		77.10		.42	•	•	•
3	250V	250V	100A	100A	43.10	30.27	68.60	76.09	.35	•	•	•
4	250V	125V/32V	200A	10kA/1kA	181.90		203.50		.20	•	•	•
5	250V	125V/32V	200A	10kA/1kA	311.30		374.00		.19	•	•	•
6	250V	125V/32V	200A	10kA/1kA	368.30		427.50		.17	•	•	•
7	250V	125V/32V	200A	10kA/1kA	457.50		507.60		.15	•	•	•
8	250V	250V/125V	200A	200A/10kA	280.90	422.00	455.20	531.00	.12	•	•	•
9	32V	125V/32V	1000A	10kA/1kA	568.00		685.00		.14	•	•	•
10	32V	125V/32V	1000A	10kA/1kA	671.00		874.00		.12	•	•	•
15	32V	32V	1000A	1000A	1931.00		2296.00		.14	•	•	•
20	32V	32V	1000A	1000A	5652.00		5992.00		.05	•	•	•
25	32V	32V	1000A	1000A	15356.00		15789.00		.07	•	•	•
30	32V	32V	1000A	1000A	28033.00		28499.00		.07	•	•	•

*Approvals: U.L. Listed, Std. 248-14, Guide JDYX, File E19180; CSA Certification Class 1422-01, File 53787; U.L. Recognized, Guide JDYX2, File E19180.

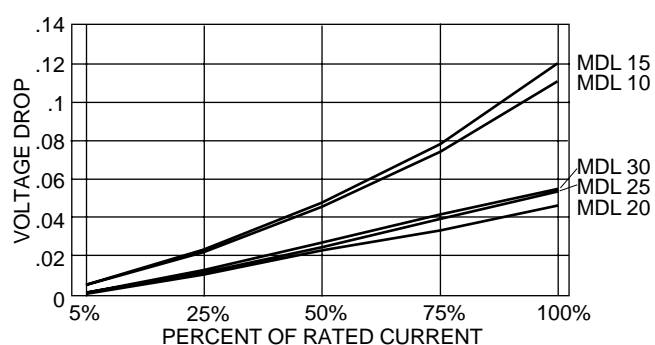
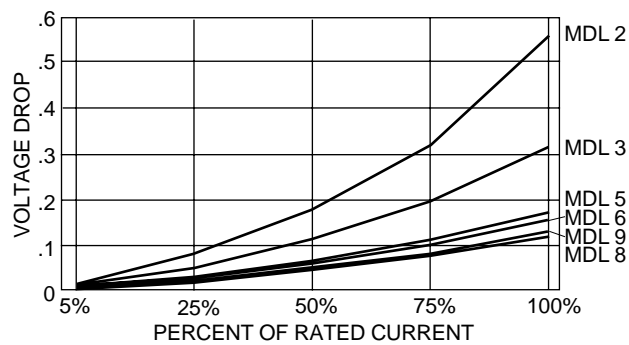
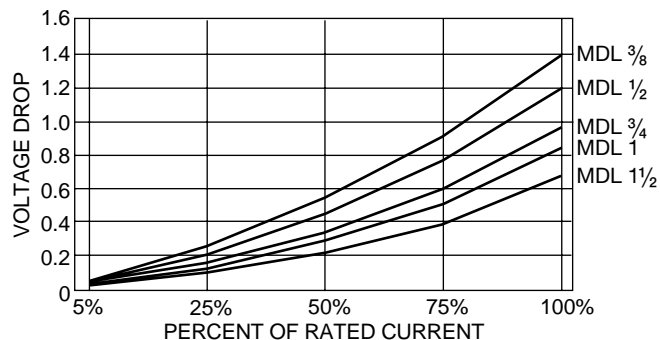
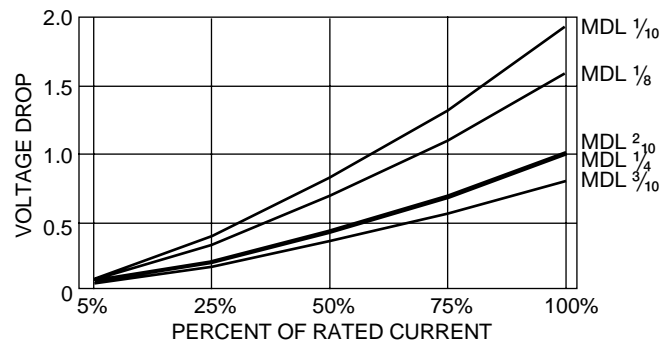
1. Interrupting ratings were measured at 70% - 80% power factor on AC, and at a time constant described in U.L. 198L.
2. Voltage drop was measured at 25°C±3°C ambient temperature at rated current.
3. I²t was measured at listed interrupting rating and rated voltage.
4. Interrupting rating for MDL 1/16-8A @ 125 Vac is 10,000A. Interrupting rating listed corresponds to maximum rated voltage.
5. Other available sizes include 1/100, 1/32, 15/100, 175/100, 1/10, 6/10, 7/10, 8/10, 12/10, 18/10, 28/10, 37/10, 31/2, 6 1/4, 7 1/2, 12 and 17 1/2.
6. 1-10A, U.L. Recognized, 125 Vdc and 500 AIC. Other DC ratings are self-certified.

Time-Delay Glass Fuses

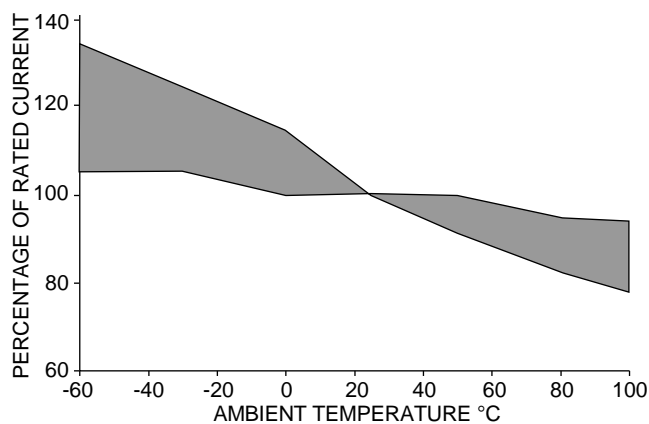
For 1/4" x 1 1/4" (6.3mm x 32mm)

MDL
MDL-V

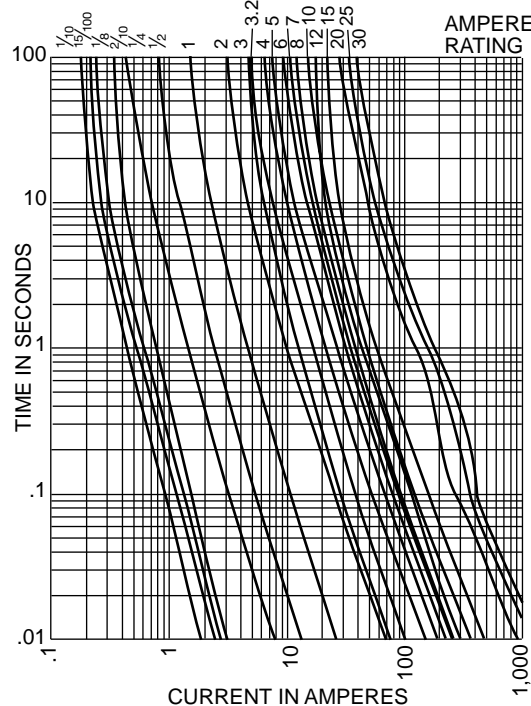
1.0 Typical Voltage Drop (At 25° C Ambient Temperature)



2.0 Ambient Temperature Effect Chart (Derating Curve)



Time-Current Characteristic Curves—Average Melt (Full Size Curves Available)



The only controlled copy of this BIF document is the electronic read-only version located on the Bussmann Network Drive. All other copies of this document are by definition uncontrolled. This bulletin is intended to clearly present comprehensive product data and provide technical information that will help the end user with design applications. Bussmann reserves the right, without notice, to change design or construction of any products and to discontinue or limit distribution of any products. Bussmann also reserves the right to change or update, without notice, any technical information contained in this bulletin. Once a product has been selected, it should be tested by the user in all possible applications.