

# RL1011

## Unshielded radial leaded drum core inductors



### Product features

- Unshielded, leaded drum core
- Protective sleeving over winding
- Inductance range from 4.7  $\mu$ H to 2200  $\mu$ H
- Current range from 0.263 A to 7.11 A
- 9.5 mm OD x 10.5 mm through-hole package
- Ferrite core material

### Applications

- LED Drivers and lighting
- Utility meters
- Appliance electronics
- Motor drives
- Power supplies
- General purpose filtering

### Environmental data

- Storage temperature range (Component): -40 °C to +125 °C
- Operating temperature range: -40 °C to +125 °C (ambient plus self-temperature rise)



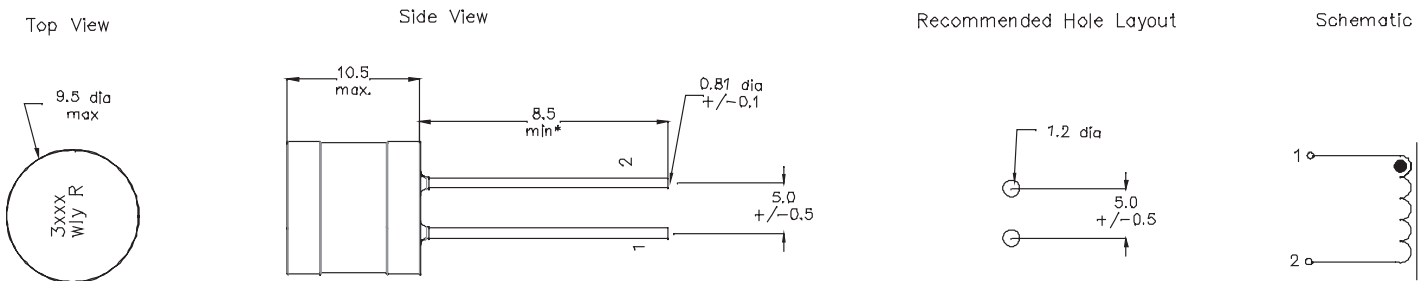
**Product specifications**

Part Number <sup>4</sup>	OCL <sup>1</sup> ( $\mu\text{H}$ ) $\pm 10\%$	$I_{\text{rms}}^2$ (A)	$I_{\text{sat}}^3$ (A)	DCR ( $\Omega$ ) @ +20 °C max.	SRF (MHz) typ.
RL1011-4R7-R	4.43	4.58	7.11	0.017	41
RL1011-6R8-R	7.04	4.03	5.64	0.023	25
RL1011-100-R	10.3	3.62	4.67	0.029	16
RL1011-150-R	15.5	2.92	3.80	0.037	13
RL1011-180-R	18.5	2.77	3.48	0.041	9
RL1011-220-R	21.8	2.64	3.21	0.046	9
RL1011-330-R	33.2	2.13	2.60	0.070	7
RL1011-470-R	47.1	1.91	2.18	0.085	6
RL1011-101-R	99.5	1.37	1.50	0.169	4
RL1011-121-R	123	1.19	1.35	0.216	3
RL1011-151-R	148	1.02	1.23	0.301	3
RL1011-181-R	181	0.959	1.11	0.330	3
RL1011-221-R	223	0.831	1.00	0.454	3
RL1011-331-R	332	0.671	0.820	0.698	2
RL1011-471-R	470	0.601	0.690	0.843	2
RL1011-102-R	1008	0.402	0.470	1.92	1
RL1011-122-R	1203	0.379	0.430	2.13	1
RL1011-152-R	1499	0.324	0.390	3.00	1
RL1011-222-R	2204	0.263	0.320	4.58	0.9

- Open Circuit Inductance (OCL) Test Parameters: 10 kHz, 0.1 V<sub>rms</sub>, 0.0 Adc, +25 °C
- I<sub>rms</sub>: DC current for an approximate temperature rise of 40 °C without core loss. Derating is necessary for AC currents. PCB layout, trace thickness and width, air-flow, and proximity of other heat generating components will affect the temperature rise. It is recommended that the temperature of the part not exceed +125 °C under worst case operating conditions verified in the end application.

- I<sub>sat</sub>: Peak current for approximately 5% rolloff at +25 °C
- Part Number Definition: RL1011-yyy-R  
 - RL1011 = Product code and size  
 - yyy= Inductance value in  $\mu\text{H}$ , R = decimal point, if no R is present then third character = number of zeros.  
 - "-R" suffix = RoHS compliant

**Dimensions - mm**

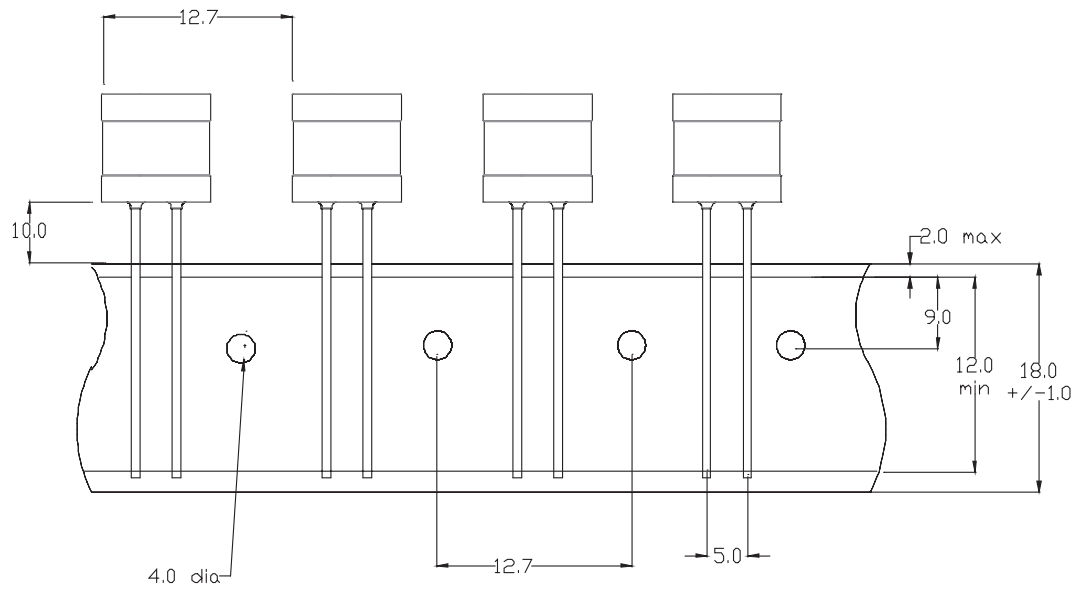


Part marking: 3xxx  
wly R

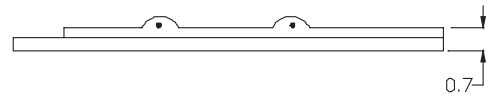
3= RL1011  
xxx = inductance in  $\mu\text{H}$ , R = decimal point; if there is no R then third character = # of zeros.  
wly= date code, R= revision level

\* Lead length is after the components are trimmed from the packaging tape roll  
Do not route traces or vias underneath the inductor

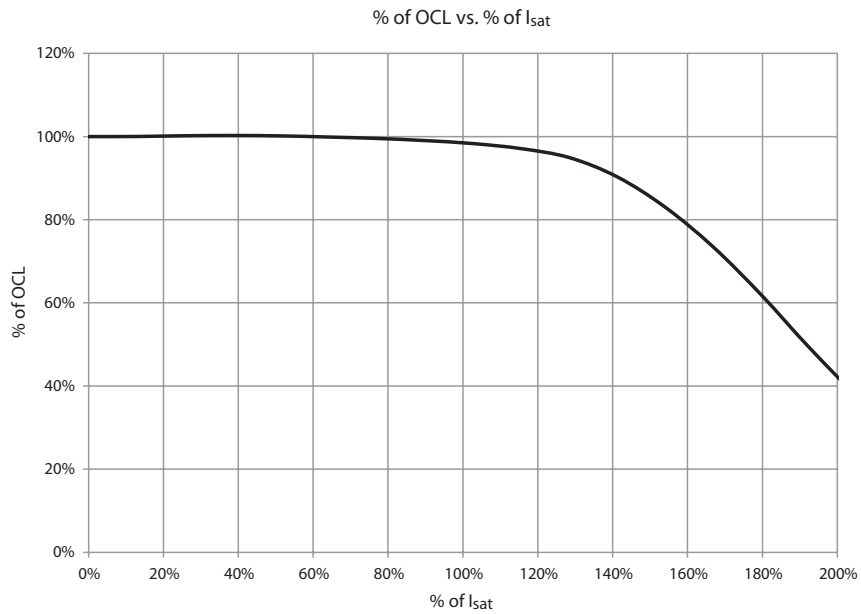
**Packaging information - mm**



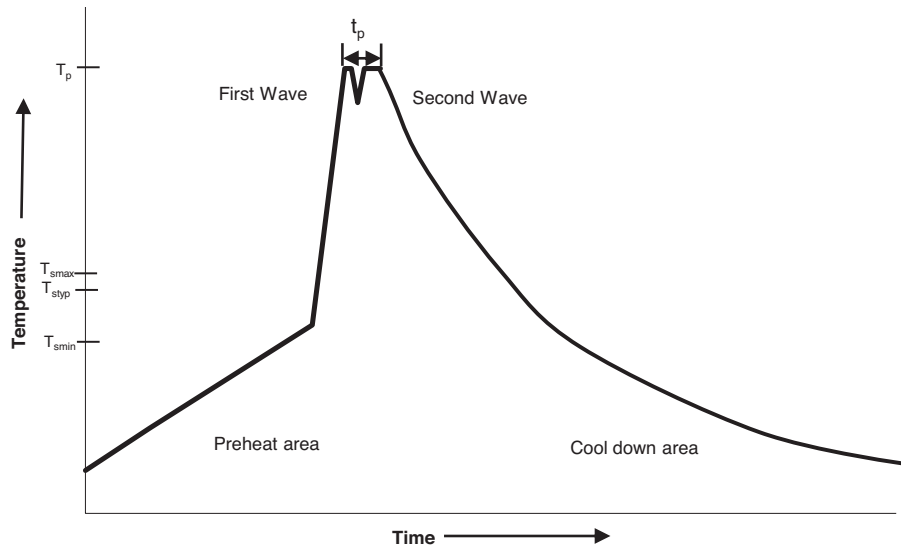
Supplied on cut tape roll packaging, 800 parts per roll.



**Inductance characteristics**



**Wave solder profile**



**Reference EN 61760-1:2006**

Profile Feature	Standard SnPb Solder	Lead (Pb) Free Solder
Preheat		
Temperature min. ( $T_{smin}$ )	100°C	100°C
Temperature typ. ( $T_{styp}$ )	120°C	120°C
Temperature max. ( $T_{smax}$ )	130°C	130°C
Time ( $T_{smin}$ to $T_{smax}$ ) ( $t_s$ )	70 seconds	70 seconds
$\Delta$ preheat to max Temperature	150°C max.	150°C max.
Peak temperature ( $T_p$ )	235°C - 260°C	250°C - 260°C
Time at peak temperature ( $t_p$ )	10 seconds max 5 seconds max each wave	10 seconds max 5 seconds max each wave
Ramp-down rate	~ 2 K/s min ~3.5 K/s typ ~5 K/s max	~ 2 K/s min ~3.5 K/s typ ~5 K/s max
Time 25°C to 25°C	4 minutes	4 minutes

**Manual solder**

350°C, 4-5 seconds. (by soldering iron), generally manual, hand soldering is not recommended.

Life Support Policy: Eaton does not authorize the use of any of its products for use in life support devices or systems without the express written approval of an officer of the Company. Life support systems are devices which support or sustain life, and whose failure to perform, when properly used in accordance with instructions for use provided in the labeling, can be reasonably expected to result in significant injury to the user.

Eaton reserves the right, without notice, to change design or construction of any products and to discontinue or limit distribution of any products. Eaton also reserves the right to change or update, without notice, any technical information contained in this bulletin.

**Eaton**  
**Electronics Division**  
1000 Eaton Boulevard  
Cleveland, OH 44122  
United States  
www.eaton.com/electronics

© 2017 Eaton  
All Rights Reserved  
Printed in USA  
Publication No. 10278 BU-SB14470  
October 2017