


S-8000

1/4" x 1-1/4" Fuse blocks



Product features

- For 1/4" x 1-1/4" (6 x 32 mm) fuses
- High voltage rating (Up to 600 V)
- Bolt-in, snap-in and DIN-rail mounting available
- Compact, tight cluster mounting
- Multiple types of terminal options
- Clips are made of bright tin-plated, spring bronze
- Anti-rotational pin available
- Thermoplastic base meets UL94 V-0

Agency information

- UL Recognized: E14853
- CSA Certified: 47235



Environmental compliance



General specifications

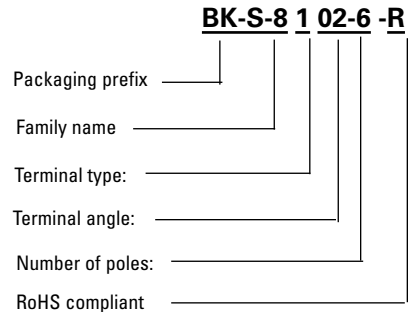
- Relative Temperature Index (RTI)
 - Bolt-in +130 °C
 - Snap-in +110 °C

Packaging prefix

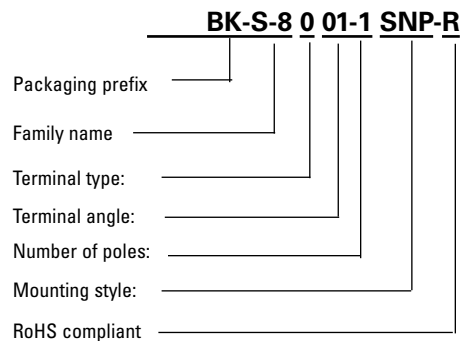
- Blank- (Qty varies with number of poles)
- BK- (QTY varies with number of poles)

Ordering part number

Bolt-in mounting



Snap-in and DIN-rail mounting



Terminal type: 0= solder
1= 3/16" quick connect
2= 1/4" quick connect
3= screw

Terminal angle: 01= straight
02= 40° angle
03= side*

Number of poles: (1 - 12)
1X= One pole, No mounting stud

Mounting style: SNP**= Snap-in mounting*
DIN**= DIN-rail mounting

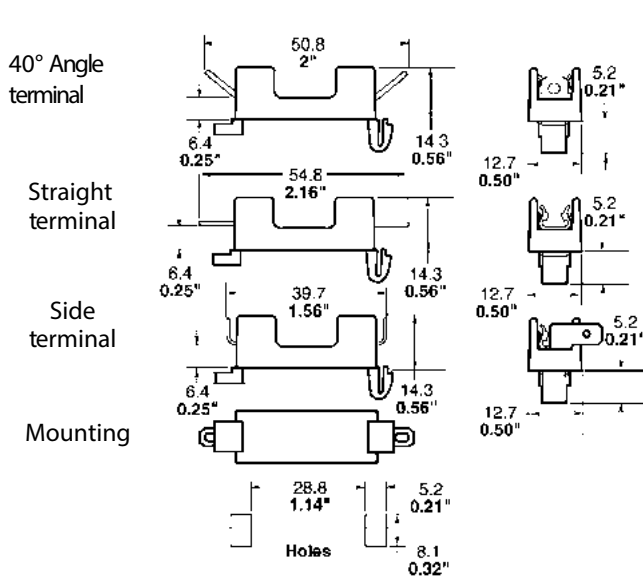
*Available only in single pole and 3/16" or 1/4" quick connect terminals
** Available in single pole only

Specifications

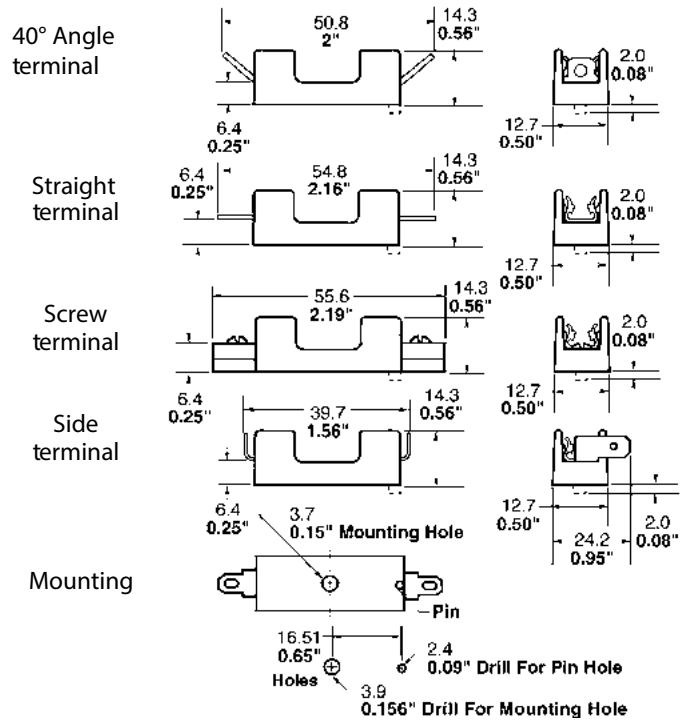
Family	UL voltage rating (V)	UL current rating (A)	CSA voltage rating (V)	CSA current rating (A)
S-8000	600	30	300	21
S-8100	600	20	300	13
S-8200	600	30	300	16
S-8300	600	30	300	25

Dimensions- mm/inches

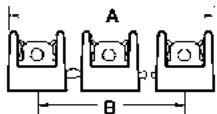
S-8000 Single pole snap-in mounting



S-8000 Single pole bolt-in mounting



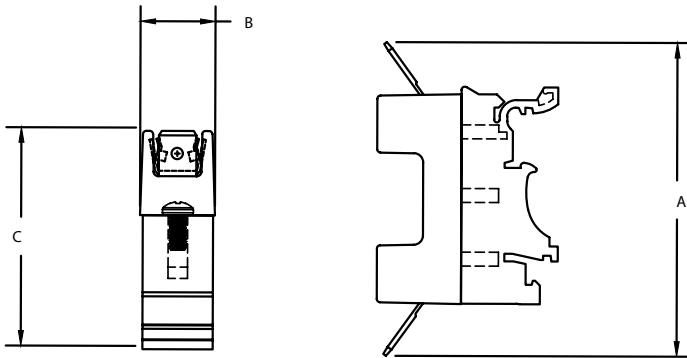
Multiple pole



Mounting dimensions

Number of poles	A (inches)	B (inches)	A (mm)	B (mm)
1	-	-	-	-
2	1 1/8"	5/8"	28.6	15.9
3	1 3/4"	1 1/4"	44.4	31.8
4	2 3/8"	1 7/8"	60.3	47.6
5	3"	2 1/2"	76.2	63.5
6	3 5/8"	3 1/8"	92.1	79.4
7	4 1/4"	3 3/4"	108	95.2
8	4 7/8"	4 3/8"	123.8	111.1
9	5 1/2"	5"	139.7	127
10	6 1/8"	5 5/8"	155.6	142.9
11	6 3/4"	6 1/4"	171.4	158.8
12	7 3/8"	6 7/8"	187.3	174.6

DIN-rail mounting



Part number	A (inches)	B (inches)	C (inches)	A (mm)	B (mm)	C (mm)
BK-S-8002-1X-DIN	2	0.5	1.31	50.8	12.7	33.3
BK-S-8102-1X-DIN	2	0.5	1.31	50.8	12.7	33.7
BK-S-8202-1X-DIN	2	0.5	1.31	50.8	12.7	33.3
BK-S-8301-1X-DIN	2.189	0.5	1.31	55.6	12.7	33.3
BK-S-8103-1X-DIN	1.693	0.953	1.31	43	24.2	33.3
BK-S-8203-1X-DIN	1.693	0.953	1.31	43	24.2	33.3

Life Support Policy: Eaton does not authorize the use of any of its products for use in life support devices or systems without the express written approval of an officer of the Company. Life support systems are devices which support or sustain life, and whose failure to perform, when properly used in accordance with instructions for use provided in the labeling, can be reasonably expected to result in significant injury to the user.

Eaton reserves the right, without notice, to change design or construction of any products and to discontinue or limit distribution of any products. Eaton also reserves the right to change or update, without notice, any technical information contained in this bulletin.

Eaton
Electronics Division
1000 Eaton Boulevard
Cleveland, OH 44122
United States
Eaton.com/electronics

© 2021 Eaton
All Rights Reserved
Printed in USA
Publication No. 2101
March 2021

Eaton is a registered trademark.

All other trademarks are property of their respective owners.

Follow us on social media to get the latest product and support information.

