

INCH-POUND

MS35431H
15 December 2003
SUPERSEDING
MS35431G
16 February 1987

DETAIL SPECIFICATION SHEET

TERMINAL, LUG, SOLDER TYPE,
COPPER STAMPING, ONE HOLE, FLAT

Inactive for new design after 27 October 1998.

This specification sheet is approved for use by all departments and agencies of the Department of Defense.

The requirements for acquiring the product described herein shall consist of this specification sheet and MIL-DTL-15659.

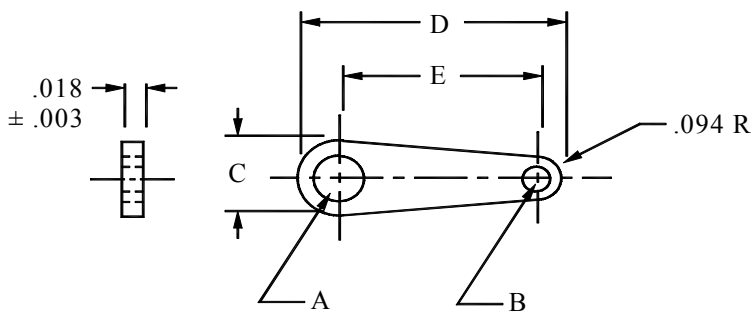


FIGURE 1. Terminal dimensions.

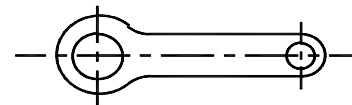


FIGURE 2. Terminal dimensions for -9
(See note 4).

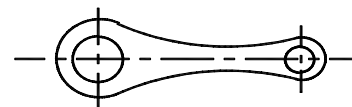


FIGURE 3. Optional body design.

TABLE I. Dash numbers and dimensions.

Dash no.	Wire size AWG ¹ nominal	Stud size	A		B	C	D	E
			Min.	Max.				
1	12	4	0.115	0.127	0.094	0.312	0.625	0.375
2							0.875	0.625
3							0.625	0.375
4		6	0.141	0.153			0.875	0.625
5							0.625	0.375
6							0.875	0.625
7		8	0.167	0.179			0.625	0.375
8							0.875	0.625
9						0.625	0.375	
9		0.250	0.253	0.265		0.375	0.812	0.531
10	10	0.312	0.313	0.322	0.130	0.469	0.875	0.500
11	16				0.062			
12	12	2	0.090	0.096	0.046	0.187	0.328	0.312
13					0.072	0.234	0.500	
14					0.094	0.250	0.516	
15						0.312	0.625	

¹American Wire Gauge.

REQUIREMENTS:

1. Material: Electrolytic copper strip or sheet alloy C11000, temper O60 in accordance with ASTM B 152/B 152M (DoD adopted).

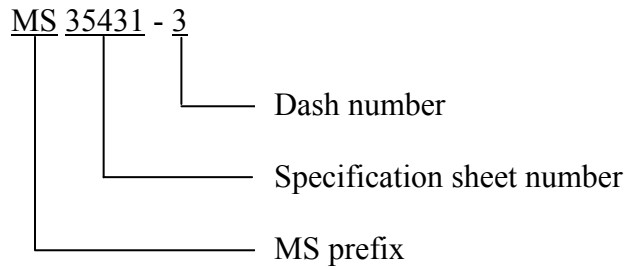
2. Finish: Tinned; electrodeposited over entire surface in accordance with ASTM B 545 (DoD adopted). Minimum thickness 0.0005 inches all over.

NOTES:

- All dimensions are in inches.
- Unless otherwise specified, tolerance is ± 0.015 .
- Remove all burrs.
- Dash number 9 shall conform to the design shown in figure 2.
- Referenced documents of issue in effect on date of invitation for bids shall apply.
- In the event of a conflict between the text of this document and the references cited herein, the text of this document takes precedence.
- Optional body design shown in Figure 3 for all dash numbers except 9.

MS35431H

7. The part or identifying number (PIN) consists of the letters MS, the specification sheet number, and a dash number taken from table I.



CHANGES FROM PREVIOUS ISSUE: Marginal notations are not used in this revision to identify changes with respect to the previous issue due to the extent of the changes.

Custodians:
Army - AR
Navy - AS
Air Force - 11

Preparing Activity:
DLA - GS2
(Project 5940-1446)

Review Activities:
Army - AV, MI
Navy - MC
Air Force - 99