

# PENB1035B

Universal 56V, 35W (IEEE802.3at Compliant)

PoE Gigabit

3 Year Warranty

- 10/100/1000 (MbPS) Data Rates
- Self-contained Injector
- 100-240Vac Universal Input
- IEEE802.3at Compliant Detection, Disconnect, Overload, and Overvoltage Control Function
- Load Diagnostic LEDs
- Overload Shutdown and Short Circuit Protection
- Regulated Output with Low Ripple
- Compliant to UL/IEC/EN60950-1
- LPS (Limited Power Source) Compliant



## Description

The PENB1035 Series of Power-over-Ethernet (PoE) adapters operate from a 90 to 264Vac input range, and provide up to 35W of output power at an output voltage of 56Vdc. These models are capable of operating with Gigabit Data rates, and are available in IEEE802.3at compliant and non-compliant versions. Features include power and diagnostic LEDs, and overvoltage, overload, and short circuit protection.

## Specifications

All specifications are typical at nominal input, full load at 25°C unless otherwise stated			
AC Input	90-264Vac, 47-63 Hz single phase	MTBF	100K hours, calculated
Input Current	1.5A @ 90Vac 0.75A @ 180Vac	Hold-Up Time	10mS min. @ 115Vac, 60Hz 60mS min. @ 230Vac, 50Hz
Inrush Current	60A peak, cold start	Efficiency	See models' chart
Input Protection	Internal Primary Fuse (3.15A/250V) provided	Turn On Time	2.0 sec max. @ 115Vac, 60Hz 2.0 sec max. @ 230Vac, 50Hz
Dielectric Withstand	4242Vdc Primary – Secondary, 2,150Vdc Primary – GND, 500Vdc Secondary - GND	Output Rise Time	100mS max. @ 115Vac, 60Hz 100mS max. @ 230Vac, 50Hz
Earth Leakage Current	<250µA @ 264Vac, 60Hz	Short Circuit Protection	10 minutes max @264Vac/60Hz
Output Power	35W continuous, convection cooled	Overvoltage Protection	Provided
Ripple and Noise	See chart	Operating Temperature	0° to +40°C
Output Voltage	See chart	Storage Temperature	-30° to +85°C
Total Regulation	See chart	Relative Humidity	5% to 95%, non-condensing
Case Material	94V-0 Black Polycarbonate	Altitude	0 to 10,000 ft
Dimensions	W: 2.13" x L: 5.24" x H: 1.38". Weight: 180g	Safety Standards	UL/IEC/EN60950-1, CE, CB

## Models

Model Number	Output Voltage	Output Current		Ripple & Noise <sup>1</sup>	Max. Power	Regulation		AC Input Receptacle <sup>2</sup>
		Min	Max			Line	Load	
PENB1035B5600F01	56Vdc	0A	0.6A	560mV pk-pk	35W	±1%	±5%	IEC320, C14

Notes: 1. Measured at 20MHz bandwidth, with noise probe directly across output terminals, and load terminated with 0.1µF ceramic and 10µF low ESR electrolytic capacitors.

## Input Receptacle Options:

"F" = IEC320  
C14  
Class I -  
Grounded



"Q" = IEC320  
C18  
Class II -  
Ungrounded



"N" = IEC320  
C8  
Class II -  
Ungrounded



# PENB1035B

Universal 56V, 35W (IEEE802.3at Compliant)

PoE Gigabit

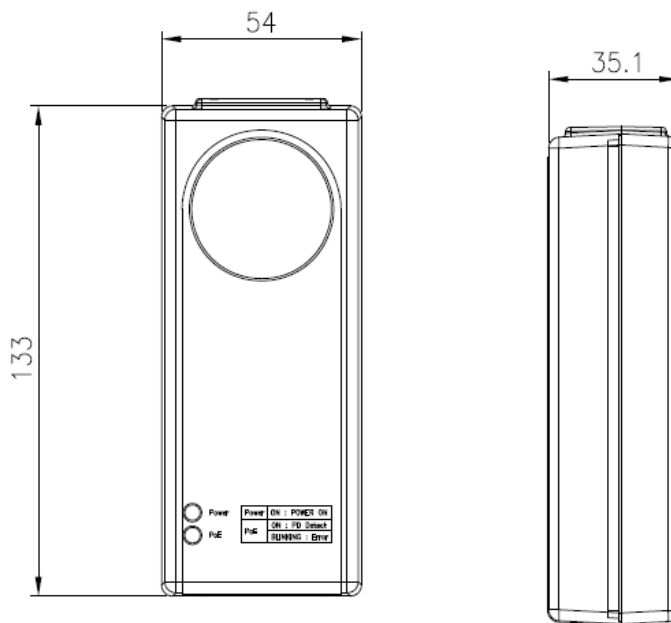


3 Year Warranty

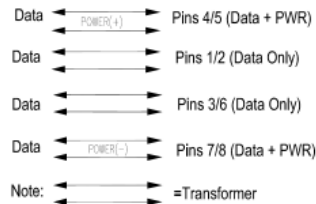
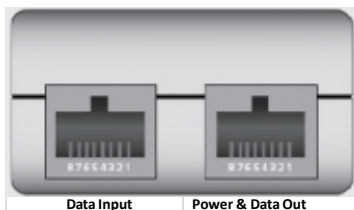
## EMI/EMC Compliance

Emissions	EN55022, EN55024
Static Discharge Immunity	EN61000-4-2
Radiated RF Immunity	EN61000-4-3
EFT/Burst Immunity	EN61000-4-4
Line Surge Immunity	EN61000-4-5
Conducted RF Immunity	EN61000-4-6
Power Frequency Magnetic Field Immunity	EN61000-4-8
Voltage Dip Immunity	EN61000-4-11
Line Harmonic Emissions	EN61000-3-2
Flicker Test	EN61000-3-3

## Outline Drawing



## Pinout:



## “Personalized PoE”:

SL Power can “personalize” your PoE adapter products in many ways:

- Custom Label Artwork.
- Custom Safety Agency Approvals
- Mounting bracket options
- Input/Output Cables/cords
- Custom packaging

Contact your local SL Power Sales Representative for details.