

816 digital timers

→ 816

Relay output

- Multi-range
- Multi-voltage
- 1 relay output
- Access to programming locked
- Up or down timing mode
- Internal power supply by battery (10 years / 20°C)



Specifications

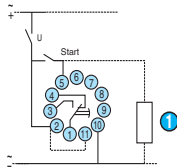
Type	Functions	Connections	Relay outputs	Supply voltage	Nominal rating	Code
Timer 816	A, B, C, D, Di, H	8-pin plug-in	1 timed changeover	24 V AC DC/48 V AC DC	8 A	88 857 604
	A, B, C, D, Di, H	8-pin plug-in	1 timed changeover	24 V AC DC/110 V AC	8 A	88 857 607
	A, B, C, D, Di, H	8-pin plug-in	1 timed changeover	24 V AC DC/220.240 V AC	8 A	88 857 601
	A, B, C, D, Di, H	11-pin plug-in	1 timed changeover	24 V AC DC/48 V AC DC	8 A	88 857 704
	A, B, C, D, Di, H	11-pin plug-in	1 timed changeover	24 V AC DC/48 V AC DC	8 A	88 857 707
	A, B, C, D, Di, H	11-pin plug-in	1 timed changeover	24 V AC DC/220. 240 V AC	8 A	88 857 701

Accessories

	Code
Asymmetrical adaptor A	79 694 005
8-pin solder-connected plug	25 622 301
11-pin solder-connected plug	25 622 076
8-pin solder-connected base	79 694 016
Spring clips	79 237 790
11-pin connector socket	25 622 077
8-pin connector socket	25 622 128
11-pin rear base	79 694 002

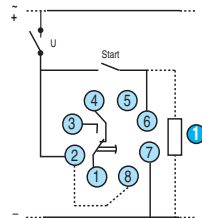
Connections

Timer 816 - 11-pin



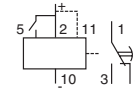
① Other loads may be connected in parallel

Timer 816 - 8-pin



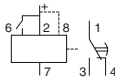
① Other loads may be connected in parallel

Timer 816 - 11-pin



2-10 Supply
(2-11) Bridge for 24 V supply
2-5 Control contact reset
1-3-4 Timed output contact

Timer 816 - 8-pin



2-7 Supply
(2-8) Bridge for 24 V supply
2-6 Control contact reset
1-3-4 Timed output contact

General characteristics

Display

Number of digits	4
Height of digits	7 mm

Precision

Timing ranges	99 → 99 s 999 → 9 s 9999 s 99 mn 59 s 99 → 99 mn 999 → 9 mn 9999 mn 99 h 59 mn 99 → 99 h 999 → 9 h 9999 h
---------------	---

Repetition accuracy (with constant parameters)	± 0.03 % ± 20 ms
Display accuracy	± 0.03 % ± 20 ms
Min. control pulse	50 ms
Maximum reset time by de-energisation during timed delay	50 ms
Maximum reset time by de-energisation after timing	50 ms

Output specification

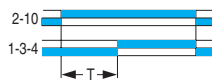
Nominal rating	8 A AC 8 A DC
Max. breaking voltage	250 AC 30 V DC
Maximum power rating (resistive)	2000 VA - 190 W
Maximum admissible current	15 A < 0.01 s
Minimum current	100 mA
Electrical life at I max., 250 V AC resistive (cycles)	10 ⁵
Max. permitted number of operations at 1 max 250 V AC resistive per hour	600
Mechanical life (operations)	5 x 10 ⁶

Function and use

Voltage variation	+ 10 % - 15 %
Immunity from micro power cuts	< 0.03 s
Maximum power consumption	0.5 W/24 V 1.5 W/48 V 1 VA/24 V 1, 5, VA/48 V 4 VA/110 V 12 VA/230 V
Temperatures limits use (°C)	-10 → +60
Temperature limits stored (°C)	-30 → +70
Degree of protection front face	IP65
Insulation according to standard VDE 0110-IEC 255 group C	•
Protection class according to UTE C 20010 - IEC 529 - DIN 40050	•
Conformity to standards ICE 255 - VDE 0435 - 2021	•
Mounting Front panel, by clip	•
Mounting base-mounted on socket	•
Material	Self-extinguishing UL 94 grade V0
Weight (g)	100

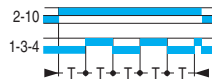
Curves

Function A



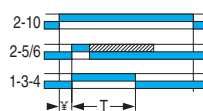
Delay on energisation 1 timed relay

Function D



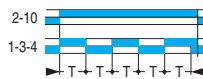
Flip-flop

Function B



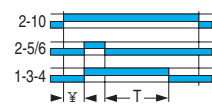
Timing on impulse (on shot)

Function Di



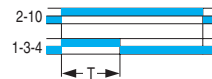
Flip-flop

Function C



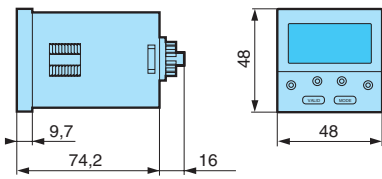
Timing after impulse (delay off)

Function H

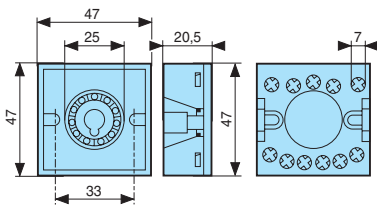


Timing or energisation

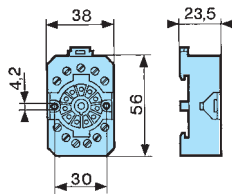
Dimensions



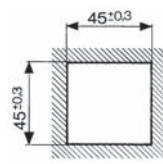
11-pole rear base 79 694 002 Panel-mounted



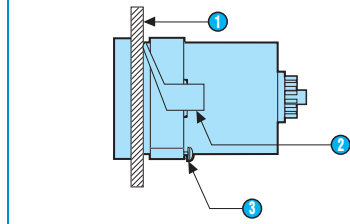
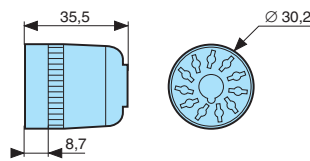
Connector socket 11-pin 25 622 077
8-pin 25 622 128



Panel cut-out

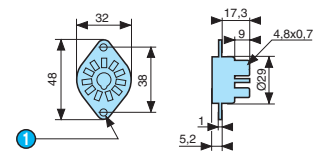


8-pin or 11-pin solder-connected plug
25 622 076 - 25 622 301



- 1 Panel thickness 1 to 3.5 mm
- 2 Clip for panel-mounting
- 3 Positioning screw

8-pin solder-connected base
79 694 016



- 1 2 holes