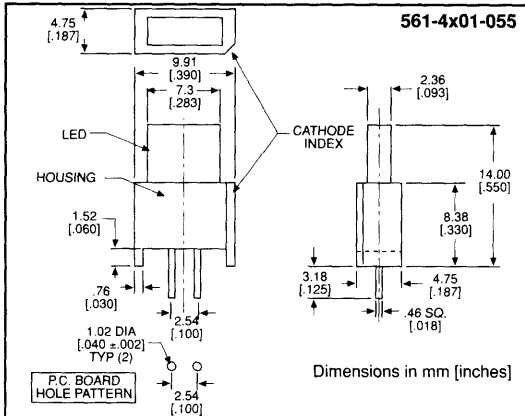


2.5mm x 7mm Rectangular LED CBI® Circuit Board Indicator

Dialight

561-4x01-xxx



PART NO.

561-4101-xxx
561-4201-xxx
561-4301-xxx

COLOR

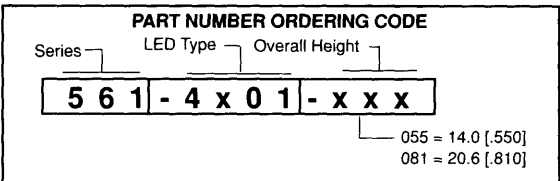
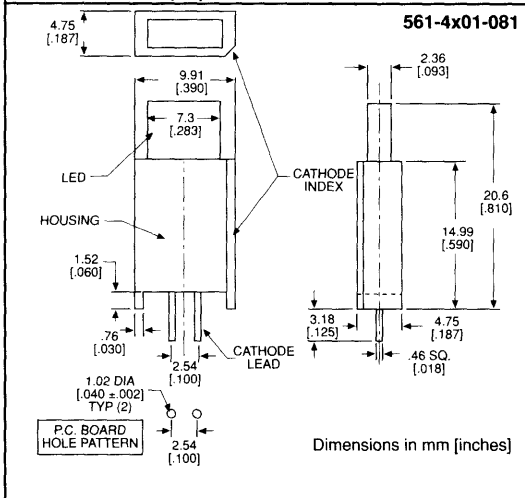
Red
Green
Yellow

Features

- Multiple CBIs form horizontal LED arrays on 4.75mm (0.187") center-lines.
- High Contrast, UL 94 V-0 rated, black housing
- Oxygen index: 32%
- Polymer content: PBT, 0.375 g
- Housing stand-offs facilitate PCB cleaning
- Solderability per MIL-STD-202F, method 208F
- LEDs are safe for direct viewing per IEC 825-1, EN-60825-1

Tolerance note: As noted, otherwise:

- LED Protrusion: ±0.04 mm [±0.016]
- CBI Housing: ±0.02mm[±0.008]



Typical Operating Characteristics (T_A=25°C)

See LED data sheet for additional information

See Page 5-20 and 5-21 for Reference Only LED Drive Circuit Example

See Page 5-22 for Pin Out

Part Number	Color	Peak Wavelength nm	I _v mcd	V _F Volts	Test Current (mA)	Viewing Angle 2θ _½	LED Data sheet	Page #
561-4101-xxx	Red	635	5	1.9	20	100°	521-9264	5-18
561-4201-xxx	Green	565	2.5	2.3	20	100°	521-9266	5-18
561-4301-xxx	Yellow	583	5	2.1	20	100°	521-9265	5-18

5