



Certifications & Ratings

- RoHS compliant
- IP66 (protruding type only)

Application

The 678 Series LED Panel Mount Indicators are designed for a variety of applications such as:

- Main power indication
 - Remote power indication
 - Status indication
 - Maintenance and warning indication
 - Instrumentation
- ... and many more!

Dimensions

inches [mm]

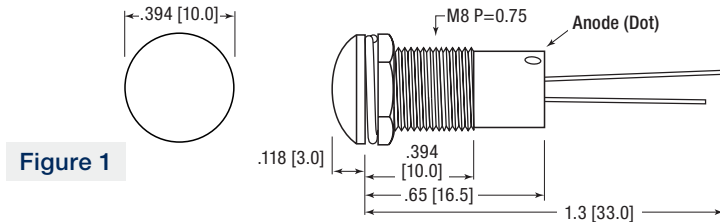


Figure 1

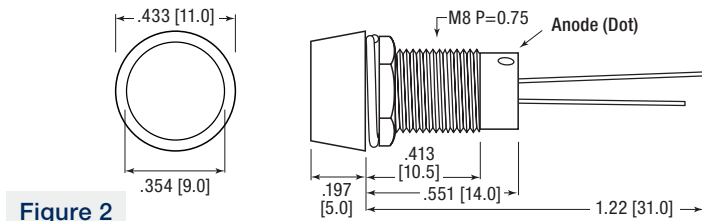


Figure 2

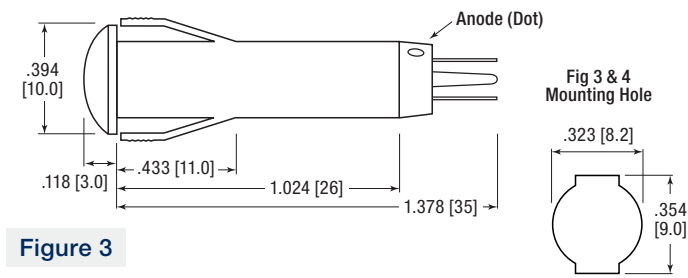


Figure 3

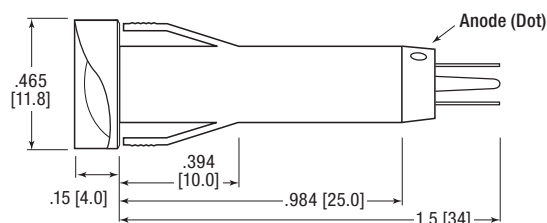
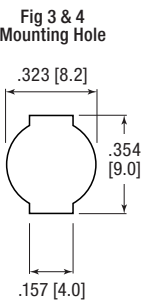
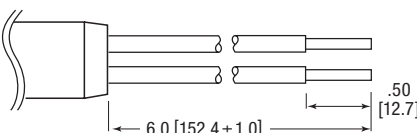


Figure 4



6" Wire Leads



Mechanical Information

Mounting Hole Size: 0.323" (8.2 mm) [Fig. 1 & 2]; 0.335" (8.5 mm) [Fig. 5]; see diagram for Figs. 3 & 4

Max Panel Thickness: see part number table

Mounting Torque: 0.271 lbs/ft (3 kg/cm) [Fig. 1 & 2]
0.362 lbs/ft (5 kg/cm) torque [Fig. 5]

Specifications

Operating Voltage: 2 & 3.3 VDC [Fig. 1 & 2]; 6, 12 & 24 VDC [Fig. 3, 4, & 5] (no resistor required)

Operating Temp: -20°C to +75°C (-4°F to 167°F)

Storage Temp: -40°C to +100°C (-40°F to 212°F)

Electrical Connection: Straight leads [Fig. 1 & 2]; Solder terminals or 6" wire leads [Fig. 3, 4, & 5]

Housing: Protruding: Chrome plated brass; Internal position: Polycarbonate

Terminals: Copper — Nickel Plated

Lock Washer: Iron — Nickel Plated

Nut: Brass — Nickel Plated

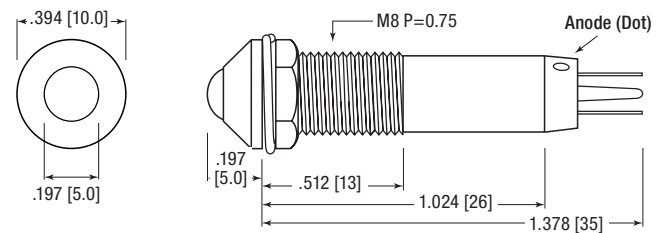


Figure 5

Ordering Information 678

Part Number	Color	Voltage (V DC)	Current (mA)	Typical Intensity (mcd)	Viewing Angle	LED Position	Fig. #	Mount Style	Panel Thickness
-------------	-------	----------------	--------------	-------------------------	---------------	--------------	--------	-------------	-----------------

Polycarbonate

678-1131-111F	● Red	2	15	2210	4	Internal	1	Lock washer & nut	.2165" (5.5 mm)
678-1231-112F	● Green	3.3		46860					
678-1331-113F	● Orange	2		2210					
678-1431-114F	● Blue	3.3		7100					
678-3131-111F	● Red	2		3020	40		2		
678-3231-112F	● Green	3.3		30600	20				
678-3331-113F	● Orange	2		3260	20				
678-3431-114F	● Blue	3.3		4360	40				

Solder Terminals	6" Wire Leads	Color	Voltage (V DC)	Current (mA)	Typical Intensity (mcd)	Viewing Angle	LED Position	Fig. #	Mount Style	Panel Thickness		
678-1132-221F	678-1135-221F	● Red	6	15	2210	5	Internal	3	Snap-fit	0.197" (5.0 mm)		
678-1232-222F	678-1235-222F	● Green			41430	6						
678-1332-223F	678-1335-223F	● Orange			8535	10						
678-1432-224F	678-1435-224F	● Blue			5473	6						
678-1132-231F	678-1135-231F	● Red			2210	5					4	
678-1232-232F	678-1235-232F	● Green			41430	6						
678-1332-233F	678-1335-233F	● Orange			8535	10						
678-1432-234F	678-1435-234F	● Blue			5473	6						
678-1132-241F	678-1135-241F	● Red			2210	5						6
678-1232-242F	678-1235-242F	● Green			41430	6						
678-1332-243F	678-1335-243F	● Orange			8535	10						
678-1432-244F	678-1435-244F	● Blue			5473	6						
678-2132-221F	678-2135-221F	● Red			12700	5		12				
678-2232-222F	678-2235-222F	● Green			16490	15						
678-2332-223F	678-2335-223F	● Orange			5780	8						
678-2432-224F	678-2435-224F	● Blue			2514	20						
678-2132-231F	678-2135-231F	● Red			12700	5					24	
678-2232-232F	678-2235-232F	● Green			16490	15						
678-2332-233F	678-2335-233F	● Orange			5780	8						
678-2432-234F	678-2435-234F	● Blue			2514	20						
678-2132-241F	678-2135-241F	● Red			12700	5						24
678-2232-242F	678-2235-242F	● Green			16490	15						
678-2332-243F	678-2335-243F	● Orange			5780	8						
678-2432-244F	678-2435-244F	● Blue			2514	20						

White Nickel

678-1112-321F	678-1115-321F	● Red	6	15	320	20	Protruding	5	Lock washer & nut	.3158" (8.0 mm)		
678-1212-322F	678-1215-322F	● Green			2920							
678-1312-323F	678-1315-323F	● Orange			490							
678-1412-324F	678-1415-324F	● Blue			220							
678-1112-331F	678-1115-331F	● Red			320						12	
678-1212-332F	678-1215-332F	● Green			2920							
678-1312-333F	678-1315-333F	● Orange			490							
678-1412-334F	678-1415-334F	● Blue			220							
678-1112-341F	678-1115-341F	● Red			320							24
678-1212-342F	678-1215-342F	● Green			2920							
678-1312-343F	678-1315-343F	● Orange			490							
678-1412-344F	678-1415-344F	● Blue			220							

Dialight reserves the right to make changes at any time in order to supply the best product possible. The most current version of this document will always be available at: www.dialightsignalsandcomponents.com

Warranty Statement: Except for the warranty expressly provided for [herein/above/below], Dialight disclaims any and all other warranties, express or implied, including, without limitation, any warranties of merchantability, fitness for a particular purpose, title, and noninfringement.