





Gecko Connectors Tooling

- ❖ Instruction sheets can be accessed at www.harwin.com/instructions.
- ❖ A Gecko Crimping Instruction video is available at www.harwin.com/harwintv.

<p>HAND CRIMP TOOL</p> <ul style="list-style-type: none"> ❖ Precision tool with ratchet mechanism and 8-indent form. ❖ Must be used with positioner. ❖ Instruction sheet available.  <p>ORDER CODE Z125-900</p>	<p>POSITIONER</p> <ul style="list-style-type: none"> ❖ Must be used with hand crimp tool.  <p>ORDER CODE Z125-901</p>
<p>INSERTION/REMOVAL TOOL</p> <ul style="list-style-type: none"> ❖ For inserting and removing crimped contacts into the rear of mouldings. ❖ Instruction sheet available.  <p>ORDER CODE Z125-902</p>	<p>DE-LATCH TOOL</p> <ul style="list-style-type: none"> ❖ For assisting with unmating latched connectors.  <p>ORDER CODE Z125-926xx00</p> <p>Replace xx with No. of Contacts: 06, 10, 12, 16, 20, 26, 34 or 50</p>

Gecko Connectors Tooling

❖ Instruction sheets can be accessed at www.harwin.com/instructions.

GECKO

HEX DRIVE BIT

- ❖ 1.5mm A/F Hex end for Gecko Screw-Lok Hex Socket fixings.
- ❖ For use with torque tooling or similar equipment.



ORDER CODE

Z9950-00

BALL HEX DRIVER

- ❖ 1.5mm A/F Hex end for Gecko Screw-Lok Hex Socket fixings.
- ❖ Ball-shaped end can be used at a wide range of angles.



ORDER CODE

Z9952-00

SCREWDRIVER

- ❖ For use with Gecko Screw-Lok board mount nuts.
- ❖ Board mount nuts to be tightened to a torque of 21 ± 2 cmN.



ORDER CODE

Z80-298