

FLLD4 – TH, 530/305 VAC, 8 – 200 A

High Performance Chassis Mount

Three-Phase and Neutral Filters

Overview

These are compact, general purpose, three-phase + N filters, with terminal blocks for quick installation in industrial equipment. They are optimized in geometry, with high insertion loss characteristics.

Applications

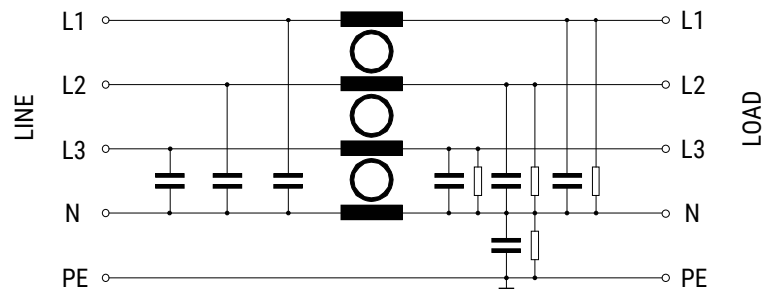
Typical applications include switch-mode power supplies, servo drives, robotics, regenerative drives, battery chargers, inverters, converters, power drives, UPS machines, process automation and other industrial applications.



Technical Specifications

Item	Parameters/ Characteristics
Rated Voltage	530/305 VAC
Rated Frequency	50 – 60 Hz
Rated Current	8 – 200 A
Rated Temperature	50°C
Temperature Range	-25°C to 100°C
Climate Category	25/100/21
Voltage Test	P → P 2,250 VDC P → E 3,000 VDC

Typical Electrical Schematic





Technical Specifications cont.

Part Number	Rated Current at 50°C (A)	Power Loss at 25°C/50 Hz (W)	Leakage Current ¹ (mA)	Approximate Weight (kg)
FLLD4008ATH3	8	3	11	0.8
FLLD4016ATH3	16	6	11	0.8
FLLD4025ATH3	25	12	11	1.2
FLLD4036ATH3	36	15	11	1.2
FLLD4064ATH5	64	18	11	2.3
FLLD4080ATH6	80	20	11	4.0
FLLD4120ATH6	120	30	11	5.3
FLLD4160ATH7	160	32	11	6.1
FLLD4200ATH7	200	45	11	6.1

¹ Calculated according to IEC 60939. During fail conditions the current may be higher.

Approvals

Standard	Certification Body	File Number	Mark
IEC/EN 60939-3	UL-Demko		
ANSI/UL 60939-3-2016	UL	E490803	

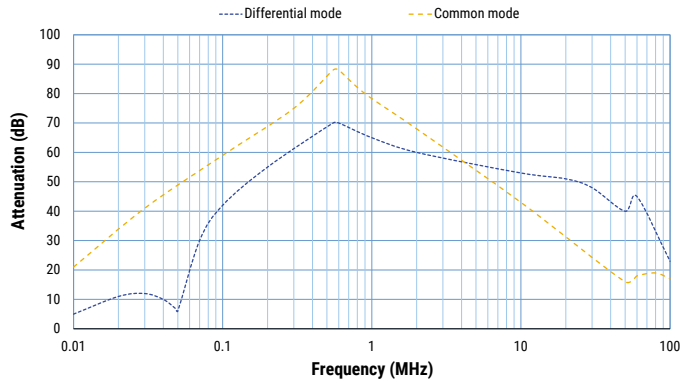
Environmental Compliance

KEMET EMI filters are RoHS Compliant.

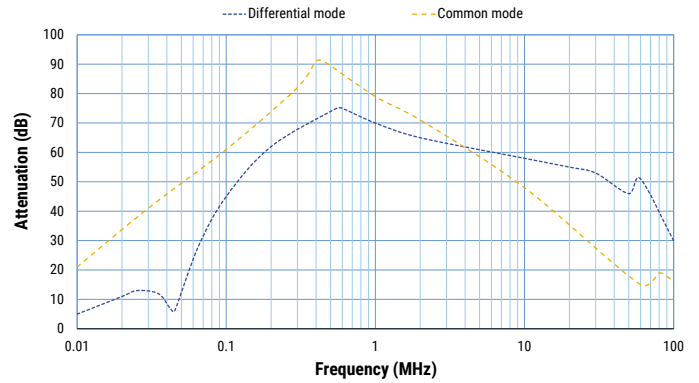


Typical Insertion Loss

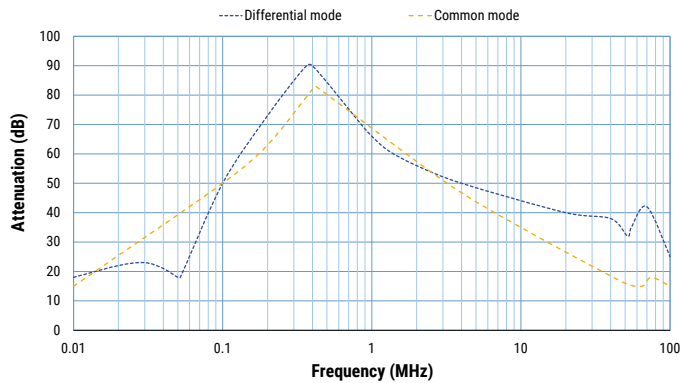
8 to 16 A



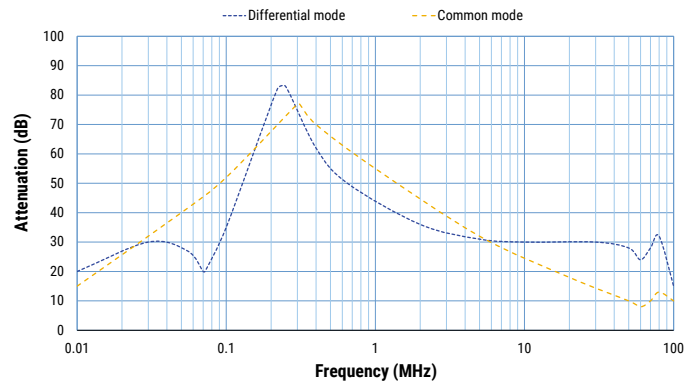
25 to 36 A



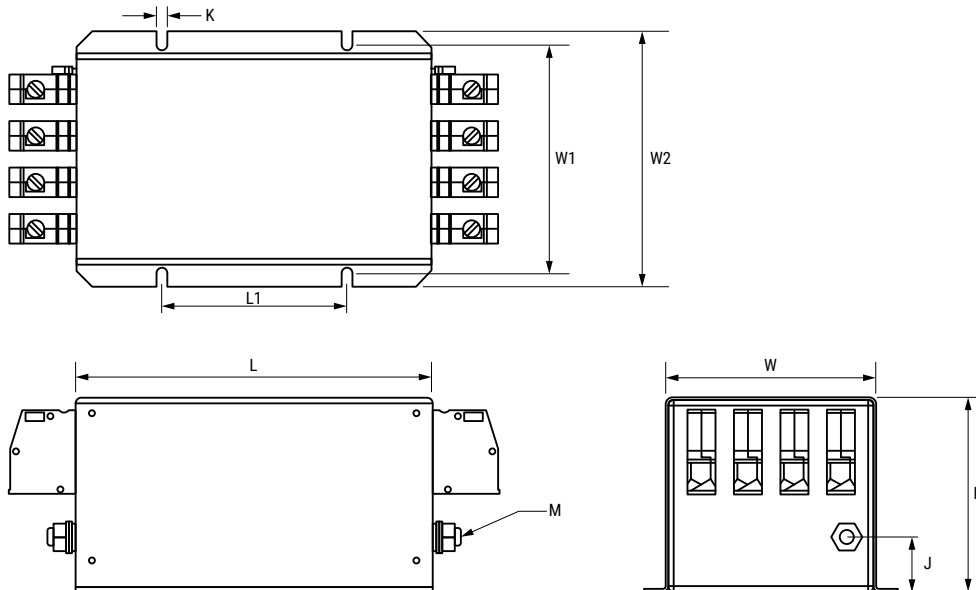
64 to 120 A



160 to 200 A



Mechanical Dimensions – Millimeters



Part Number	Dimensions									Terminal Block	
	L	L1	W	W1	W2	H	J	K	M	Wire	Torque
										(mm ²)	(Nm)
FLLD4008ATHT3	120	80	115	127.5	143	80	32	6.5	M6	1 - 10	1.2 - 1.5
FLLD4016ATHT3	120	80	115	127.5	143	80	32	6.5	M6	1 - 10	1.2 - 1.5
FLLD4025ATHT3	130	90	125	137.5	153	115	32	6.5	M6	1 - 10	1.2 - 1.5
FLLD4036ATHT3	130	90	125	137.5	153	115	32	6.5	M6	1 - 10	1.2 - 1.5
FLLD4064ATHT5	160	100	125	137.5	153	125	35	6.5	M10	10 - 25	3 - 4
FLLD4080ATHT6	230	120	135	147.5	165	125	35	6.5	M10	16 - 50	6 - 8
FLLD4120ATHT6	250	200	140	153.5	170	140	55	6.5	M10	16 - 50	6 - 8
FLLD4160ATHT7	280	230	140	153.5	170	170	50	6.5	M10	35 - 95	15 - 20
FLLD4200ATHT7	280	230	140	153.5	170	170	50	6.5	M10	35 - 95	15 - 20

Tolerances, if not stated, according to ISO 2768-c.

KEMET Electronics Corporation Sales Offices

For a complete list of our global sales offices, please visit www.kemet.com/sales.

Disclaimer

All product specifications, statements, information and data (collectively, the "Information") in this datasheet are subject to change. The customer is responsible for checking and verifying the extent to which the Information contained in this publication is applicable to an order at the time the order is placed. All Information given herein is believed to be accurate and reliable, but it is presented without guarantee, warranty, or responsibility of any kind, expressed or implied.

Statements of suitability for certain applications are based on KEMET Electronics Corporation's ("KEMET") knowledge of typical operating conditions for such applications, but are not intended to constitute – and KEMET specifically disclaims – any warranty concerning suitability for a specific customer application or use. The Information is intended for use only by customers who have the requisite experience and capability to determine the correct products for their application. Any technical advice inferred from this Information or otherwise provided by KEMET with reference to the use of KEMET's products is given gratis, and KEMET assumes no obligation or liability for the advice given or results obtained.

Although KEMET designs and manufactures its products to the most stringent quality and safety standards, given the current state of the art, isolated component failures may still occur. Accordingly, customer applications which require a high degree of reliability or safety should employ suitable designs or other safeguards (such as installation of protective circuitry or redundancies) in order to ensure that the failure of an electrical component does not result in a risk of personal injury or property damage.

Although all product-related warnings, cautions and notes must be observed, the customer should not assume that all safety measures are indicated or that other measures may not be required.

KEMET is a registered trademark of KEMET Electronics Corporation.