

MICRO SWITCH


FREEPORT, ILLINOIS, U.S.A.
A DIVISION OF HONEYWELL
FED. MFG. CODE 91929

SWITCH-TOGGLE

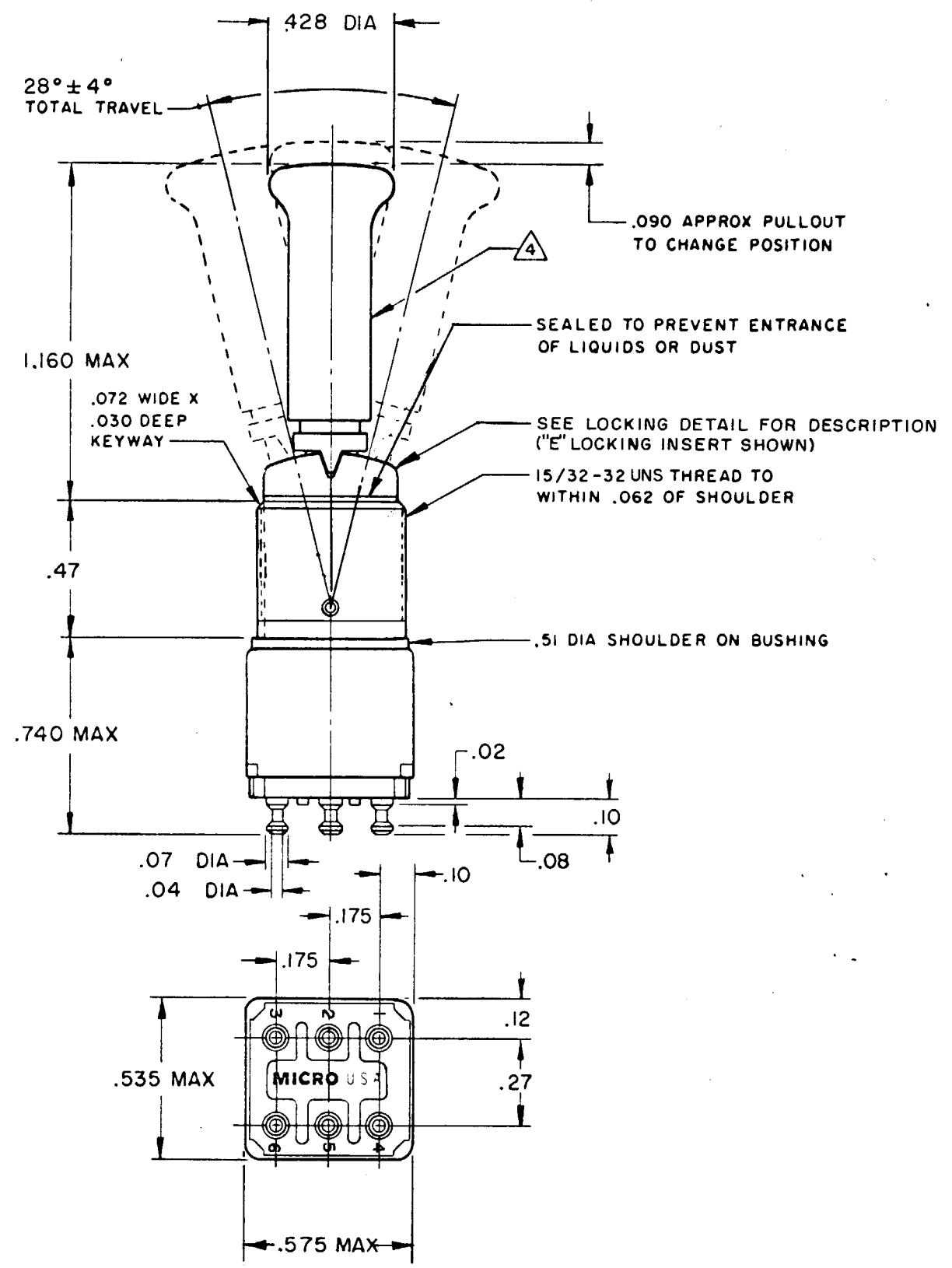
CATALOG LISTING
12TW8 SERIES
CHART 2


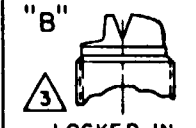
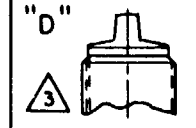
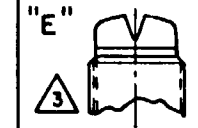
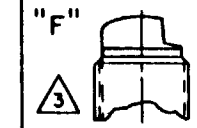
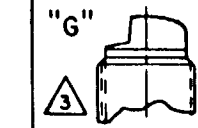



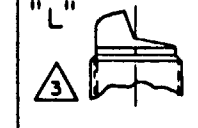


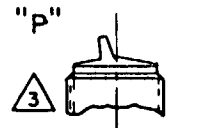
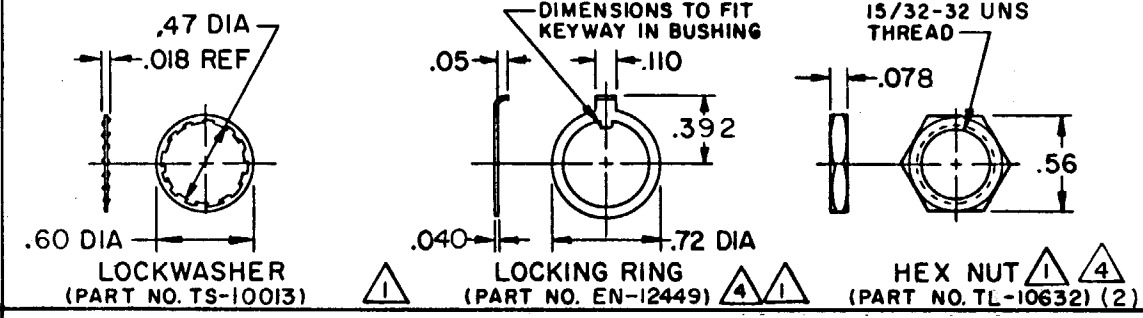
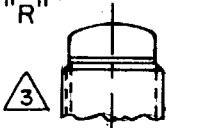
THIS DRAWING COVERS A PROPRIETARY ITEM AND IS THE PROPERTY OF MICRO SWITCH. A DIVISION OF HONEYWELL. THIS DRAWING IS NOT TO BE COPIED OR USED WITHOUT THE APPROVAL OF MICRO SWITCH.

CAT. LIST.	RECOMMENDED LOCKING COMBINATIONS FOR CONFIGURATION SEE LETTERED DETAILS	CIRCUIT WITH TOGGLE IN		
		EXTREME POSITION KEYWAY SIDE 2-1 5-4	CENTER	EXTREME POSITION OPPOSITE KEYWAY 2-3 5-6
12TW8-1	A,B,D,E,F,G,H,I,K,L,M,N,P	ON	OFF	ON
12TW8-3	D,F,G	ON	NONE	ON
12TW8-5	E,F,K,L,M,N	MOM ON	OFF	ON
12TW8-7	E,L,N,R	MOM ON	OFF	MOM ON
12TW8-8	F	MOM ON	NONE	ON
12TW8-2	D,F,G	OFF	NONE	ON

ELECTRICAL DATA	
CONTACT ARRANGEMENT	
-L 117-	5A-125 VAC
	

12TW8 SERIES CHART 2
 DRAWING NUMBER M
 ISSUE X 2
 REVISIONS:
 A CO27426 MBS 26 MAY 70
 B CO27850 MBS 8 SEP 70
 C CO28519 RER 2 FEB 71
 D PR-4809 GCH
 E CO50565 CJH 16 APR 70
 F CO58417 KEW 12 DEC 85
 G CO61252 JAP 13 MAR 87
 H CO62939 TSK 24 FEB 88
 J CO77368 TSM 4 APR 94
 RELEASE NO. PR-4809
 CHECK 16 APR 70
 CHECK 16 APR 70
 CHECK 15 APR 70
 DRAWN MBS



"A"  LOCKED IN THREE POSITIONS	"B"  LOCKED IN CENTER AND EXTREME POSITION (KEYWAY SIDE)	"D"  LOCKED OUT OF CENTER POSITION	"E"  LOCKED IN CENTER POSITION	"F"  LOCKED IN EXTREME POSITION (OPPOSITE KEYWAY)	"G"  LOCKED IN EXTREME POSITION (KEYWAY SIDE)
"H"  LOCKED OUT OF CENTER AND EXTREME POSITION (KEYWAY SIDE)	"J"  LOCKED OUT OF CENTER AND EXTREME POSITION (OPPOSITE KEYWAY)	"K"  LOCKED IN CENTER AND EXTREME POSITION (OPPOSITE KEYWAY)	"L"  LOCKED OUT OF EXTREME POSITION (KEYWAY SIDE)	"M"  LOCKED OUT OF AND INTO EXTREME POSITION (OPPOSITE KEYWAY)	"N"  LOCKED OUT OF EXTREME POSITION (OPPOSITE KEYWAY)
"P"  LOCKED OUT OF AND INTO EXTREME POSITION (KEYWAY SIDE)					
"R"  LOCKED IN THREE POSITIONS					

NOTE -
 1 - FURNISHED UNASSEMBLED
 2 - TERMINALS ARE PLATED FOR SOLDERING
 3 - SUFFIX MUST BE ADDED FOR DESIRED TYPE TOGGLE
 4 - MATTE FINISH
 5 - GOLD PLATED CONTACTS

SCALE 2 TO 1
 DO NOT SCALE PRINT
 UNLESS OTHERWISE SPECIFIED
 DIMENSIONS ARE IN INCHES
TOLERANCES ARE:
 ONE PLACE (.01) ±.030
 TWO PLACE (.001) ±.015
 THREE PLACE (.000) ±.005
 ANGLES ±
 WEIGHT .045 LB MAX