

# Power-Mox

## Precision Power Thick Film High Voltage/High Resistance Tubular



The heavy duty construction of the Power-Mox series make them durable in most high voltage industrial applications. This product is well known for its high voltage ratings, low voltage coefficients, very high ohmic values, and resistor divider options. Terminations can be selected to adapt to most mounting schemes.

### APPLICATIONS

- Power Transmitters
- Pollution Control Systems
- Industrial Control Systems
- Current pulse limiters
- Vacuum and space application

### FEATURES

- Wide resistance ranges
- Outstanding voltage coefficient
- 0.4" diameter ferrule, 0.25"-20 threaded end cap, or radial bands available
- Metal oxide resistive elements

### SERIES SPECIFICATIONS

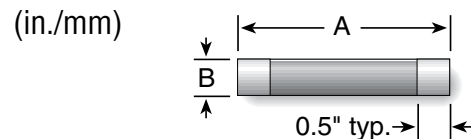
Ohmite Series	Resistance Range (Ohms)	Power @25°C	Voltage Rating	Available Tolerances*
MOX-F	1K to 800,000M	25W	20KV	0.5, 1, 2, 5%
MOX-G	1.5K to 1,000,000M	40W	30KV	0.5, 1, 2, 5%
MOX-H	2K to 1,000,000M	50W	45KV	0.5, 1, 2, 5%
MOX-J	3K to 1,000,000M	75W	60KV	0.5, 1, 2, 5%

\*Some tolerances are not available over the entire resistance range

### CHARACTERISTICS

<b>Core</b>	Ceramic
<b>Coating</b>	Varnish
<b>Resistance Range</b>	1K to 1,000,000M
<b>Power Rating</b>	to 75W
<b>Voltage Rating</b>	to 60KV
<b>Operating Temperature</b>	-65°C to +180°C
<b>Temperature Coefficient</b>	25ppm: 0° to 85°C; 50ppm: -55° to 180°C

### DIMENSIONS



Ohmite Series	Power @25°C	A ± 0.05	B Max
MOX-F	25W	3.0" / 76.2	0.770" / 19.56
MOX-G	40W	4.5" / 114.3	0.770" / 19.56
MOX-H	50W	6.0" / 152.4	0.770" / 19.56
MOX-J	75W	8.0" / 203.2	0.770" / 19.56

### ORDERING INFORMATION

Style F, G, H, J		Non-inductive	E = RoHS Compliant	
<b>MOX - J N - 0 4 1 0 0 6 F E</b>				
<b>Power Mox Series</b>	<b>Terminal</b>	<b>Ohms</b>	<b>Tolerance</b>	
	01 = Silver termination only	First 3 digits are significant; 4th digit is multiplier (# of zeroes to follow). Examples: 10R2 = 10.2 ohms 1000 = 100 ohms 1503 = 150,000 ohms	D = 0.5% F = 1% G = 2% J = 5% K = 10% M = 15% P = 20%	
	02 = Radial band			
	03 = 0.4" Ferrule			
	04 = 1/4 X 20 threaded Ferrule cap			

# Power-Mox Dividers

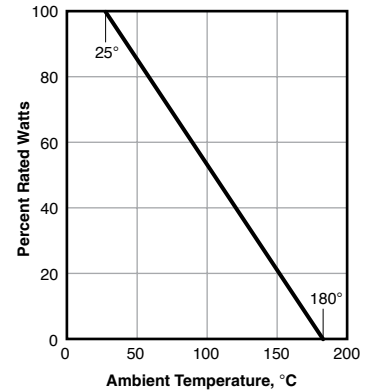
## Precision Power Thick Film High Voltage/High Resistance Tubular Dividers

### SERIES SPECIFICATIONS

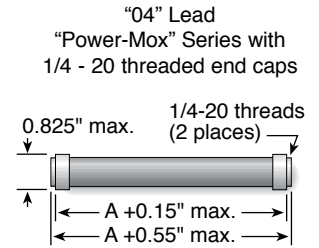
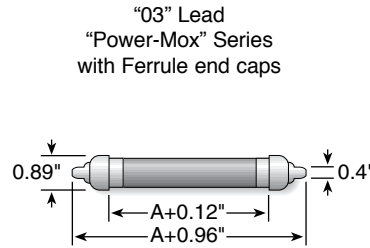
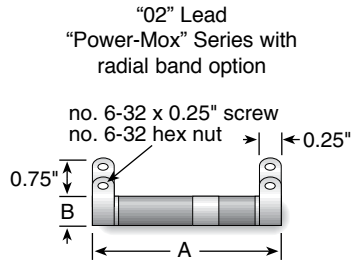
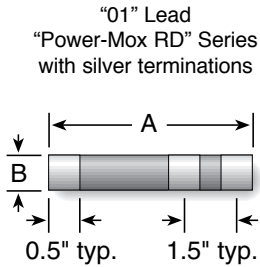
(dimensions as for Power-Mox)

Ohmite Series	Resistance Range (Ohms)	Power @25°C	Voltage Rating	Maximum Ratio	Ratio Tolerances
MOX-FRD	20K to 2,500M	15W	15KV	5,000:1	1, 2, 5%
MOX-GRD	20K to 4,000M	30W	25KV	5,000:1	1, 2, 5%
MOX-HRD	20K to 6,000M	40W	35KV	5,000:1	1, 2, 5%
MOX-JRD	20K to 6,000M	60W	50KV	5,000:1	1, 2, 5%

### DERATING



### POWER-MOX ALTERNATE TERMINALS



To specify Power-Mox Dividers, please see our website at:  
[www.ohmite.com/dividers](http://www.ohmite.com/dividers)

### ORDERING INFORMATION

A complete description of the Power-MOX Divider is required. EXAMPLE:

RT = 500MΩ 5%

R1 = 499.5MΩ 5%

R2 = 500KΩ 1%

Ratio = RT / R2 = 1,000: 1, 1%

To specify Power-Mox Dividers, please see our website at [www.ohmite.com/dividers](http://www.ohmite.com/dividers). Contact Ohmite for custom configurations.