

Energy-saving axial fans

Ø 172



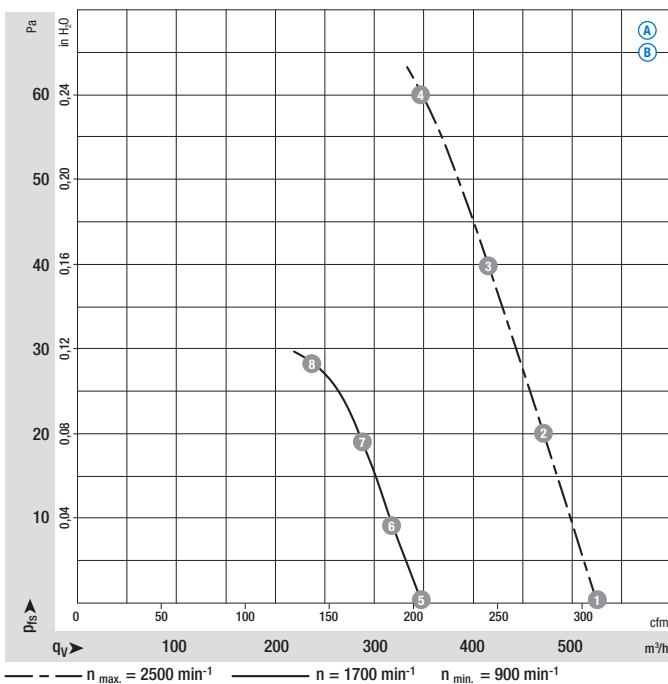
- **Material:** Wall ring: Plastic PP
Blade: Plastic PA, fiberglass-reinforced
- **Number of blades:** 5
- **Direction of air flow:** "V", exhaust over struts
- **Direction of rotation:** Counter-clockwise, seen on rotor
- **Type of protection:** IP 54
- **Insulation class:** "B"
- **Mounting position:** Any
- **Condensate discharges:** None
- **Mode of operation:** Con. operation (S1)
- **Bearings:** Maintenance-free ball bearings
- **Motor protection:** Via electronics and TOP
- **Electrical connection:** Plug-in connection on motor side
- **Protection class:** II
- **Product conforming to standard:** CE
- **Approvals:** VDE, UL, CSA, GOST
- **Speed:** Using the programming unit, 2 speeds between n_{min} and n_{max} can be programmed.

Nominal data		Curve	Nominal voltage	Frequency	Speed/rpm ⁽¹⁾	Airflow	Max. input power ⁽¹⁾	Max. current draw ⁽¹⁾	Max. back pressure	Perm. amb. temp.	Mass
Type	Motor	VAC	Hz	rpm	cfm	W	A	Pa	°C	kg	
W1G172-EC95 -01	M1G055-BD	Ⓐ	1~115	50/60	2500	310/205	21	0,30	60	-30..+50	0,95
W1G172-EC91 -01	M1G055-BD	Ⓑ	1~230	50/60	2500	310/205	22	0,18	60	-30..+50	0,95

subject to alterations

⁽¹⁾ Nominal data in operating point with maximum load and 115 or 230 VAC

Curves



Air performance measured as per: ISO 5801, Installation category A, in ebm-papst full nozzle and without protection against accidental contact

Suction-side noise levels: L_{wA} as per ISO 13347, L_pA measured at 1 m distance to fan axis

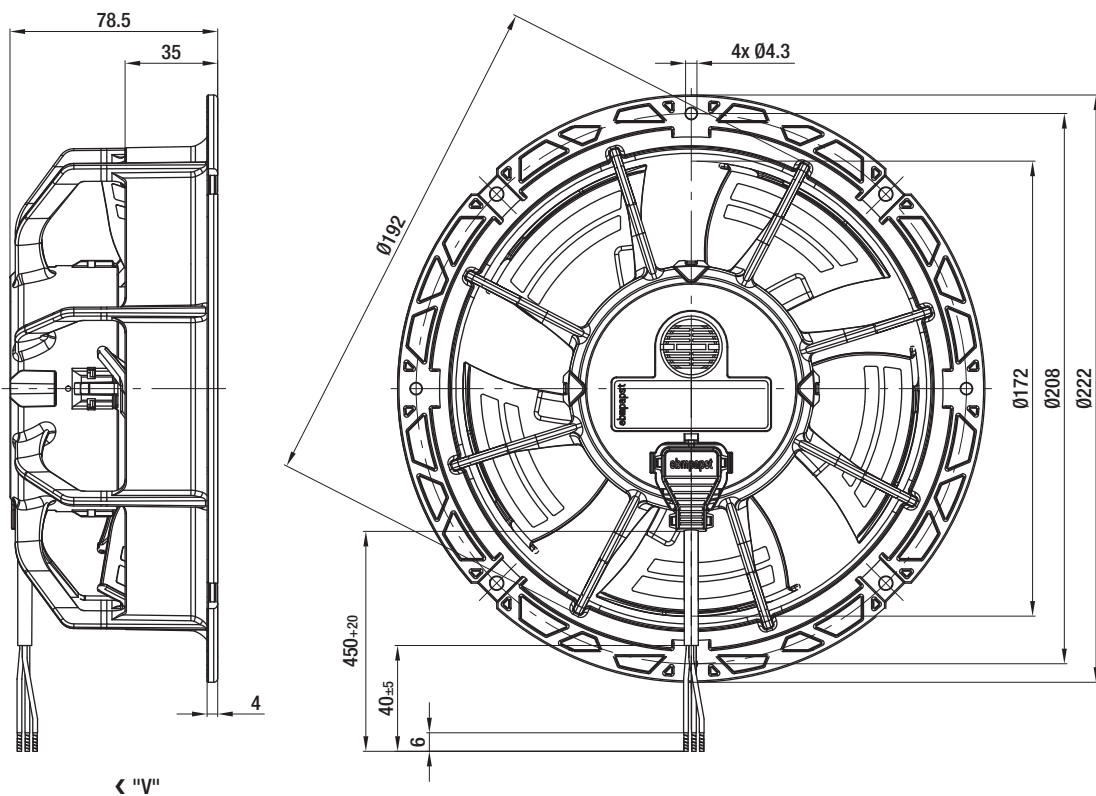
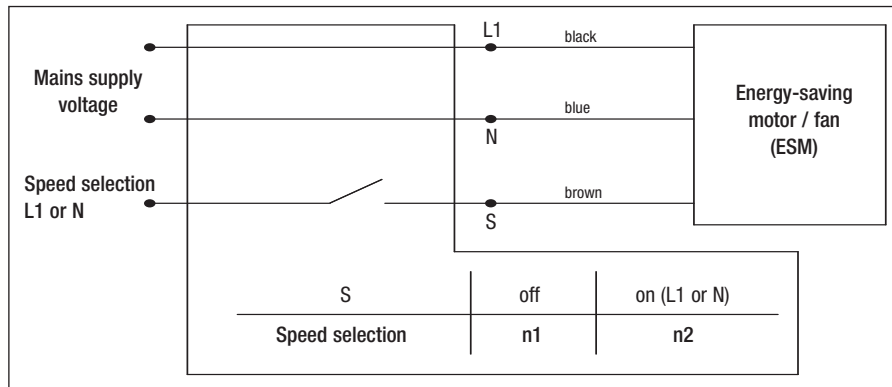
The acoustic values given are only valid under the measurement conditions listed and may vary depending on the installation situation.

With any deviation to the standard setup, the specific values have to be checked and reviewed once installed or fitted!

For detailed information see page 62 ff.

	n rpm	P _e W	I A	L _{wA} dB(A)
Ⓐ 1	2500	20	0,28	62
Ⓐ 2	2500	21	0,30	63
Ⓐ 3	2500	21	0,30	63
Ⓐ 4	2500	21	0,30	63
Ⓐ 5	1700	9	0,14	54
Ⓐ 6	1700	10	0,16	53
Ⓐ 7	1700	10	0,16	53
Ⓐ 8	1700	10	0,16	54
Ⓑ 1	2500	21	0,17	62
Ⓑ 2	2500	22	0,18	63
Ⓑ 3	2500	22	0,18	63
Ⓑ 4	2500	22	0,18	63
Ⓑ 5	1700	9	0,07	54
Ⓑ 6	1700	10	0,08	53
Ⓑ 7	1700	10	0,08	53
Ⓑ 8	1700	10	0,08	54

- Electr. connection:



Connection lead (total length 450 mm) is fitted ex works and can be detached
Other lengths available as accessory.