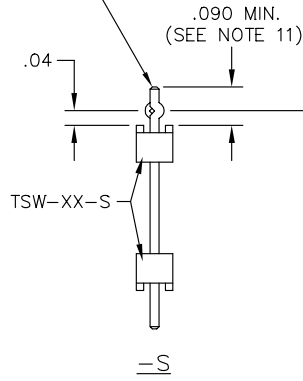


DIMENSIONS ARE IN INCHES		UNLESS OTHERWISE NOTED	TOLERANCES ARE:
ONE PLACE DECIMALS ±.1	THREE PLACE DECIMALS ± .005	ANGLES ± 2°	
TWO PLACE DECIMALS ±.01	FOUR PLACE DECIMALS ± .0020		

TITLE:
LOW COST BOARD SPACERS

DWG NO:
XW-XX-XX-X-X-XXXX-XXX-XX-XXX
SHEET 2 OF 2

CRIMP SHORTER TAIL
(OPPOSITE GOLD CONTACT AREA)



SEE CRIMP DETAIL

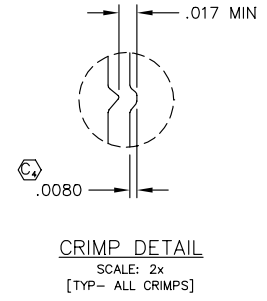
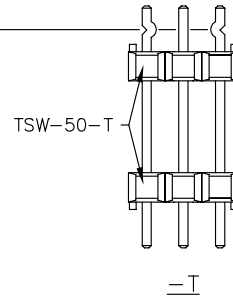
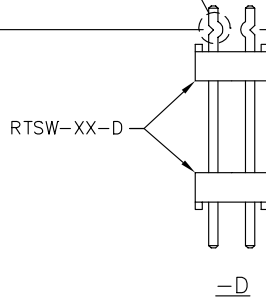
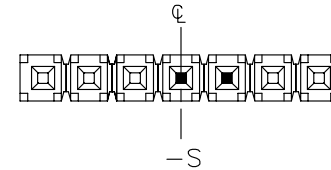
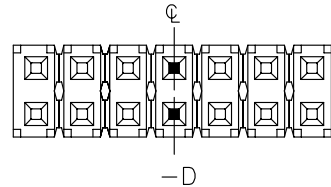
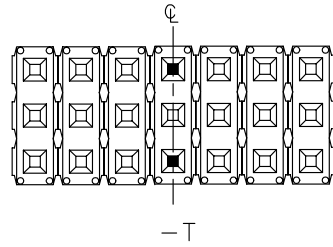
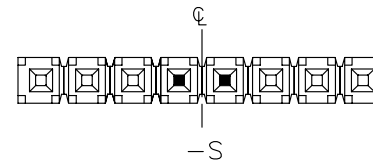
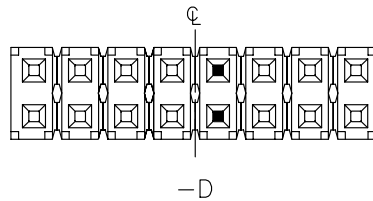
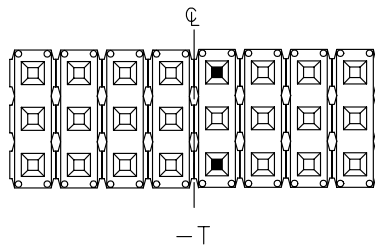


FIG. 1
LOCKING LEAD OPTION



■ = CRIMP LOCATION
ODD POSITIONS



■ = CRIMP LOCATION
EVEN POSITIONS

PROPRIETARY NOTE
THIS DOCUMENT CONTAINS INFORMATION CONFIDENTIAL AND PROPRIETARY TO SAMTEC INC. AND SHALL NOT BE REPRODUCED OR TRANSFERRED TO OTHER DOCUMENTS OR DISCLOSED TO OTHERS OR USED FOR ANY PURPOSE OTHER THAN THAT FOR WHICH IT WAS OBTAINED WITHOUT THE EXPRESSED WRITTEN CONSENT OF SAMTEC INC.

samtec

EXISPROD\ASSEMBLY\100
XW-ASM2

520 PARK EAST BLVD. NEW ALBANY, INDIANA 47150
PHONE (812) 944-6733 P.O. BOX 1147
CODE 55322

MADE BY: WILLIAMS 8-13-84

XW-XX-XX-X-X-XXXX-XXX-XX-XXX
SHEET 2 OF 2