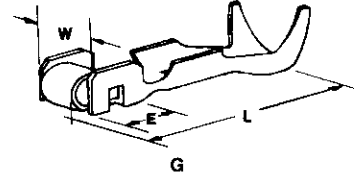
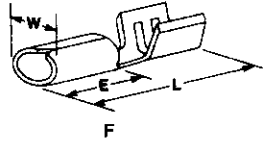
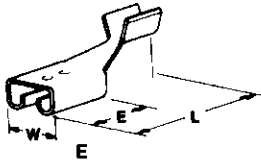
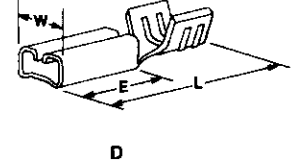
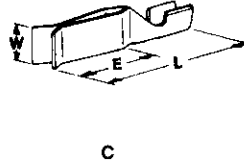
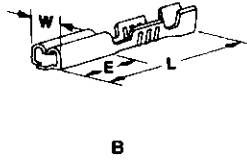
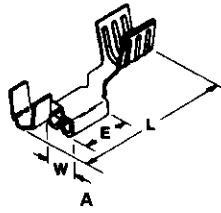


Tab Receptacle Terminals



Type	Wire Range		Insul. Dia. Range	Stock Thk.	Material and Finish	Fits Tab	Dimensions			Part Number
	AWG	mm ²					W	L	E	
B	26-22	0.12-0.4	.035-.065 0.89-1.65	.010	Pre-Tin Brass	.031 × .093	.120	.475	.190	61813-16
				0.25		0.79 × 2.36	3.05	12.06	4.83	
G	26-22	0.12-0.4	.035-.060 0.89-1.52	.010	Pre-Tin Brass	.014 × .093	.120	.475	.190	62041-17
				0.25		0.36 × 2.36	3.05	12.06	4.83	
A	24-20	0.2-0.6	.040-.080 1.02-2.03	.008	Gold Plated Beryllium Copper	.025 × .025	.085	.390	.090	61941-1
				0.20		0.64 × 0.64	2.16	9.91	2.29	
				.010	Brass	.045 × .045	.095	.372	.130	60524-1
				0.25		1.14 × 1.14	2.41	9.45	3.30	
				.010	Gold Plated Brass	.045 × .045	.095	.372	.130	60524-3
				0.25		1.14 × 1.14	2.41	9.45	3.30	
				.010	Tin Plated Beryllium Copper	.045 × .045	.095	.372	.130	60524-5
				0.25		1.14 × 1.14	2.41	9.45	3.30	
				.010	Gold Plated Brass	.031 × .062	.090	.372	.130	60477-1
				0.25		0.79 × 1.57	2.29	9.45	3.30	
B	24-20	0.2-0.6	.040-.080 1.02-2.03	.010	Tin Plated Brass	.023 × .062	.090	.372	.130	60436-2
				0.25		0.58 × 1.57	2.29	9.45	3.30	
				.010	Tin Plated Brass	.031 × .062	.090	.462	.187	60900-11
				0.25		0.79 × 1.57	2.29	11.73	4.75	
				.010	Gold Plated Brass	.031 × .062	.090	.462	.187	60900-2
				0.25		0.79 × 1.57	2.29	11.73	4.75	
				.010	Tin Plated Brass	.031 × .062	.090	.462	.187	60900-42
				0.25		0.79 × 1.57	2.29	11.73	4.75	
				.010	Gold Plated Brass	.031 × .062	.090	.462	.187	60900-58
				0.25		0.79 × 1.57	2.29	11.73	4.75	
F	24-20	0.2-0.6	—	.010	Tin Plated Brass	.015 × .050	.070	.310	.145	62352-1
E	22-20	0.3-0.6	—	.010	Tin Plated Brass	.037 × .125	.160	.425	.190	41989
				0.25		0.94 × 3.18	4.06	10.80	4.83	
A	22-18	0.3-0.9	.060-.110 1.52-2.79	.010	Tin Plated Brass	.031 × .062	.090	.372	.130	61489-1
				0.25		0.79 × 1.57	2.29	9.45	3.30	
B	22-18	0.3-0.9	.050-.085 1.27-2.16	.010	Pre-Tin Brass	.010 × .093	.120	.480	.190	63391-14.5
				0.25		0.25 × 2.36	3.05	12.19	4.83	
				.010	Pre-Tin Brass	.010 × .093	.120	.480	.190	63391-25
	0.25		0.25 × 2.36	3.05	12.19	4.83				
	20-18	0.5-0.9	.080-.120 2.03-3.05	.010	Pre-Tin Brass	.032 × .103	.126	.480	.200	60252-17
				0.25		0.81 × 2.62	3.20	12.19	5.08	
.010				Pre-Tin Brass	.020 × .103	.126	.480	.200	60432-17	
0.25		0.51 × 2.62	3.20	12.19	5.08					
D	20-18	0.5-0.9	—	.010	Brass	.020 × .156	.179	.480	.200	62399-1
				0.25		0.51 × 3.96	4.55	12.19	5.08	
E	20-16	0.5-1.3	—	.010	Tin Plated Brass	.010 × .110	.148	.380	.200	62589-1
				0.25		0.25 × 2.79	3.76	9.65	5.08	
C	18-14	0.8-2.0	—	.025	Brass	.032 × .125	.160	.330	.090	63615-1
				0.64		0.81 × 3.18	4.06	9.65	2.29	
C	18-14	0.8-2.0	—	.025	Brass	.060 × .250	.250	.985	.520	60312-1
				0.64		1.52 × 6.35	6.35	25.02	13.20	

¹ Available in Loose Piece form, order Part No. 61454-1.
² Reverse reel of 60900-1.

³ Loose Piece form, of Part No. 60900-1.
⁴ Loose Piece form, of Part No. 63391-2.

⁵ Compliant base.
⁶ No Dimple.

⁷ Dimple.
⁸ Reverse reel of 60900-2.

Tab Receptacle Terminals