

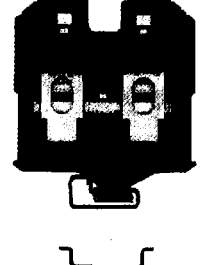

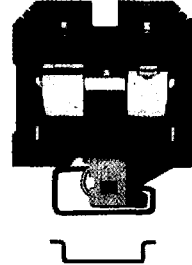

**Screw Clamp 32/35 mm DIN-Rail Terminals
Single Level Feed Through**

SAK 35 N

SAK 35

SAK 70

SAK 95 N



Dimensions

| | | | | | |
|--------------------------------------|------------------|-------------------------------|-------------------------------|-------------------------------|--------------------------------|
| Width/Length/Height mm (in.) | With TS 35 x 7.5 | 16/63/60 (.63"/2.48"/2.36") | 18/58/60 (.71"/2.28"/2.36") | 22/75/87 (.87"/2.95"/3.42") | 28/83.5/96.5 (1.1"/3.29"/3.8") |
| | With TS 32 | 16/58/67.5 (.63"/2.28"/2.66") | 18/58/67.5 (.71"/2.28"/2.66") | 22/75/79.5 (.87"/2.95"/3.13") | 28/83.5/100.5(1.1"/3.3"/3.96") |
| Insulation stripping length mm (in.) | | 18 (.71") | 20 (.77") | 24 (.94") | 30 (1.18") |

Technical data

| | | | | | |
|---------------------------------------|-----|---------------------------------|---------------------------------|---------------------------------|---------------------------------|
| Rated voltage/rated current/wire size | UL | 600V / 100A / #12...2 AWG | 600V / 105A / #6...2 AWG | 600V / 150A / #4...2/0 AWG | 600V / 195A / #6...3/0 AWG |
| | CSA | | 600V / 145A / #6...2 AWG | 600V / 150A / #4...2/0 AWG | |
| | VDE | 750V / 135A / 35mm ² | 750V / 135A / 35mm ² | 750V / 207A / 70mm ² | 750V / 250A / 95mm ² |

| | | | | | |
|---------------------|---|------------|------------|------------|----------|
| Torque Nm (lb. in.) | | 6.0 (53.0) | 6.0 (53.0) | 6.0 (53.0) | 15 (200) |
| Clamping screw | M | 6 | 6 | 8 | 10 |

Ordering data

| | | | | | | |
|-------------------------|--------------|--------------|--------------|--------------|--------------|--------------|
| Version | | | | | | |
| KrG | 55062 | 60822 | 30352 | | | |
| Hexagon socket KrG | 55572 | 60832 | 47652 | 34082 | 55052 | 66222 |
| Blue hexagon socket KrG | | 60837 | | 37087 | | 66227 |
| KrS | 55063 | | 30353 | | | |
| Hexagon socket KrS | 55573 | | | 34083 | | |
| PA | 55066 | 60826 | 30356 | 38076 | | |
| Hexagon socket PA | 55576 | 60836 | 47656 | 58246 | 13916 | |
| Blue PA | | | 30358 | 38078 | | |

End plate (thickness mm)



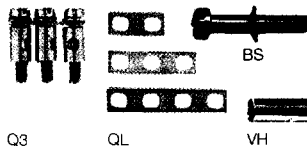
| | Type | Cat. No. | Type | Cat. No. | Type | Cat. No. | Type | Cat. No. |
|-----------|----------|--------------|----------|--------------|----------|--------------|----------|--------------|
| KrG | AP (3.0) | 30362 | AP (3.0) | 30362 | AP (4.0) | 34092 | AP (3.0) | 55092 |
| Blue KrG | AP (3.0) | 30367 | AP (3.0) | 30367 | | | AP (3.0) | 55097 |
| KrS | AP (3.0) | 30363 | AP (3.0) | 30363 | AP (4.0) | 34093 | | |
| PA | AP (1.5) | 30366 | AP (1.5) | 30366 | AP (2.0) | 34096 | | |
| Blue PA | AP (3.0) | 30368 | AP (3.0) | 30368 | | | | |
| Orange PA | | | | | | | | |

Partition (thickness mm)



| | | | | | | | | |
|----------|----------|--------------|----------|--------------|--|--|--|--|
| KrG | TW (3.0) | 30432 | TW (3.0) | 30432 | | | | |
| Blue KrG | | | | | | | | |
| KrS | TW (3.0) | 30433 | TW (3.0) | 30433 | | | | |
| PA | TW (1.5) | 30436 | TW (1.5) | 30436 | | | | |
| Blue PA | | | | | | | | |

Jumpers



Final number indicates the number of poles. See Accessories Section (5) for additional pole numbers and information.

| | | | | | | | |
|-------------|--------------|-------------|--------------|-------------|--------------|-------------|--------------|
| QL 2 | 56490 | QL 2 | 12360 | QL 2 | 34530 | QL 2 | 55120 |
| QL 3 | 56500 | QL 3 | 12370 | QL 3 | 16700 | | |
| QL 4 | 56510 | QL 4 | 12380 | | | | |
| QL 10 | 56520 | QL 10 | 33860 | | | | |
| VH 17 | 26700 | VH 17 | 26700 | VH 30.5 | 34550 | VH 35 | 55110 |
| BS M 4 x 30 | 26710 | BS M 4 x 30 | 26710 | BS M 5 x 45 | 34560 | BS M 5 x 50 | 63020 |
| SS M 4 | 13640 | SS M 4 | 13640 | SS M 5 | 34610 | | |
| | | VL 2 | 12400 | | | | |
| | | VH 24.5 | 29870 | | | | |
| | | BS M 4x35 | 29890 | | | | |
| AD 4 | 57670 | AD 4 | 17870 | AD 4 | 34430 | ADP 4 | 48540 |
| BSK M 4x32 | 12910 | BSK M 4x32 | 12910 | BSK M 5x45 | 34440 | | |
| PS 4 | 29960 | PS 4 | 29960 | PS 4 | 29960 | PS 4 | 29960 |

Switchable jumpering link



Cover

Marking tags

Note: Part numbers are shown for a single card of pre-printed tags numbered 1-50. For additional information, see section 5.

| | Print | Consecutive horizontal | Consecutive vertical | Print | Consecutive horizontal | Consecutive vertical | |
|------|------------------|------------------------|----------------------|-------|------------------------|----------------------|------------------|
| FW 5 | 473460001 | FW 5 | 473460001 | FW 5 | 473460001 | FW 5 | 473460001 |
| FS 5 | 473560001 | FS 5 | 473560001 | FS 5 | 473560001 | FS 5 | 473560001 |

See Section 5 for mounting rails, end brackets, test taps, additional marking material and accessories